




EDITION 20



OFFICE & BREAK-OUT

Furniture | Seating | Storage | Presentational | Office Accessories

# CONTENTS

## FURNITURE

### OZLO BENCH DESKS

Bench Systems P 006

### ENDURE PLUS BENCH DESKS

Bench Systems P 016

Endure Plus Accessories P 023

### ICONIC FURNITURE

Arrow Head Tables P 060

Box Leg Tables P 054

Conference End Tables P 059

Conference Tables P 061

Contract Desks P 026

Fixed Pedestal Desk P 038

Folding Tables P 058

Italia P 050

Panelled Desks P 034

Post Leg Tables P 056

Storage P 062

Systems Desks P 030

Two-Tone Desks P 042

### AIR SIT-STAND

Backdrop Screens P 049

Desk Accessories P 049

Height Adjustable Desks P 046

### SLICK GLOSS

Height Adjustable Table P 069

Reception Desks P 068

Writable Table P 069

P 068

### DESK ACCESSORIES

Cable Management P 070

Cable Management Spine P 071

Desk Top Screen (Iconic) P 071

Pose Single Monitor Arm P 070

Power & Network Cable P 070

Steel Mobile Pedestals P 071

### ICONIC PLUS SCREENS

Acrylic Screens P 075

Backdrop Screens P 074

Desktop Screens P 075

Floor Screens P 074

Vision Screens P 074

## PRESENTATIONAL

Accessories P 081

Drywipe Whiteboard P 078

Felt/Cork Pin Board P 080

Flipchart Board P 079

Glass Whiteboard P 081

Magnetic Whiteboard P 078

Revolving Whiteboard P 079

### Q2 STORAGE

Accessories P 087

Cupboard P 086

Filing Cabinet P 084

Steel Lockers P 087

Tambour Cupboard P 085

## SECURITY

Cash Deposit P 089

Datacombi Safe P 091

Fire & Security Safe P 090

Fire Ranger Safe P 091

Fortress Security Safe P 091

Home & Office P 090

Key Cabinet P 089

Key Deposit Safe P 089

Vertical Fire File P 090

## SEATING

### POSTURE

Care Range P 098

Depend P 108

EliteClick P 107

EliteClick Plus P 106

Elite Twist P 107

Soul Deluxe P 109

Spirit P 109

Stamina P 102

### TASK & OPERATOR

Boost Deluxe P 113

Create P 129

Care P 116

Deserve P 121

Dare P 130

Excite Plus Range P 132

ErgoTwist P 115

Ease P 124

Form P 114

Fresh P 125

Glory P 120

Ideal P 128

Justly P 131

Joy P 122

Kneeling Stools P 135

Leander P 123

Major & Draughtsmans P 127

Perfect P 125

Proper P 118

Respect P 112

Reform P 126

Synergy P 122

Sleek P 124

Tactful P 131

Valour P 123

Vantage P 128

Zeal P 129

## HEAVY DUTY (HD)

Dido HD P 139

Hermione HD P 138

Plymouth HD P 139

Titan HD P 138

## EXECUTIVE

Acclaim P 157

Bold P 166

Bravo P 166

Clarity P 151

Connect P 167

Capable P 149

Crystal P 162

Driven P 157

Exact P 162

Focus P 154

Genius P 159

Honour P 165

Leader P 165

Logic P 155

Mind P 151

Million P 146

Magic P 160

Neat P 163

Placid P 159

Patient P 164

Radiant P 150

Reveal P 156

Serene P 155

Savvy P 148

Thrive P 164

Talent P 156

Valid P 161

Wisdom P 158

Xenas P 152

Zazzy P 142

## VISITOR & CONFERENCE

Accolade P 176

Acclaim P 171

Bounty P 185

Bravo P 181

Brisk & Deluxe P 179

Content P 173

Capable P 170

Driven P 173

Ease P 178

First P 175

Genius P 171

Honour P 181

Hope P 178

Icon P 182

Motivate P 181

Move P 178

Mind P 171

Magic P 172

Neat P 175

Proud P 185

Proper P 174

Radiant P 170

Reveal P 173

Savvy P 170

Sure P 177

Xenas P 170

## ASTUTE SOFT SEATING

Ace P 189

Conqueror P 199

Imagine P 197

Lavish P 190

Noble P 192

Nirvana P 196

Outright P 199

Perfect P 194

Reflect P 191

Wise P 188

## WORKSPACE & ACCESSORIES

Castors & Glides P 203

Coat Stands P 203

Gaslifts P 202

ISO Link Clip P 202

Seat Slide & Air Pump P 202

Star Base & Arms P 202

## UPHOLSTERY

Fast Track Upholstery P 204

Camira Range P 206

Macflex Range P 208

Agile Soft P 209



# CATEGORY INDEX

Technology and well-being at work awareness means modern office desking needs to perform a number of tasks to not only be efficient but also legal in the workplace.

Our options cover contract, systems, classically styled, bench teamworking spaces and health-enhancing Sit-Stand options. Desking and workspace extend to the boardroom, meeting rooms, training rooms, conference areas, break-out sessions and the home.

## DESKING



- P16** ENDURE PLUS BENCH DESKS
- P24** ICONIC DESKS
- P46** HEIGHT ADJUSTABLE DESKS
- P66** SLICK GLOSS FURNITURE
- P72** ICONIC PLUS SCREENS



## STORAGE

We love the idea of paperless offices but at some point it's inevitable you'll find yourself needing to file important documents and letters; we've created efficient storage spaces to help alleviate that problem.

Use our Iconic units to match Iconic, Air, Endure Plus & Two-Tone ranges. If extra strength and security are needed then look no further than our Q2 range.

Manufactured in the UK, steel storage is the perfect solution.



- P62** ICONIC STORAGE
- P82** Q2 STORAGE
- P88** SECURITY

## SEATING

There are very few items in the office capable of improving your health, seating is top of the list. Our vast range includes solutions for all budgets, uses & tasks and all are backed by comprehensive guarantees.

Our designers have impressive design pedigrees in this specialist field. Together with our factories, they create outstanding options for the contemporary workplace.



- P96** POSTURE
- P110** TASK & OPERATOR
- P136** HEAVY DUTY
- P140** EXECUTIVE
- P168** VISITOR & CONFERENCE
- P186** ASTUTE SOFT SEATING



## VISUAL COMMUNICATION & ACCESSORIES

An office, just like a home, needs to have that personal touch.

Practical accessories such as steel security lockers, spare components and wire management solutions complete the picture of a well equipped office that has all those finishing touches to make work more pleasurable.



- P23** ENDURE PLUS BENCH ACCESSORIES
- P70** DESK ACCESSORIES
- P76** PRESENTATIONAL
- P200** WORKSPACE ACCESSORIES

## PRE-ASSEMBLED & INSTALLATION SERVICE



All items are delivered kerb-side and majority of our desks & chairs come flat packed ready for easy self-assembly. If you would like any of your items pre-assembled or installed on site, please get in touch for costs or to discuss your requirements.



# FURNITURE RANGES

We offer a large selection of furniture ranges that are suitable for multiple environments; whether it's the latest designer Italiana Bistro tables for a breakout area or contemporary Ozlo contract bench desks for your latest office expansion project - we have something for every occasion.

## Endure Bench

As opposed to independent desking units, a 'bench system' is a singular furniture piece that can be set up and adapted to accommodate any workforce. A steel subframe increases strength, rigidity and permanent alignment.

## Iconic

Available in a wide variety of configurations and colours. This practical, unbeatable value furniture range is built to last.

## Height Adjustable Desking

According to the NHS sitting is the new smoking and 'Sit-Stand' desking avoids exactly that. No matter if you are feeling energetic or lethargic, if you are short or tall, height adjustable can be set to your personal preference and changed again when your mood takes.

## Meeting Tables

Come together and agree in comfort and style upon that 'all important' decision. A range of sizes, styles and shapes are available to achieve to cater for various of users.



Chair: ReformTask & Operator Chair (p126)  
Desk: Iconic 1400 Straight Systems Desk (p32)





p24

**ICONIC RANGE**



p16

**BENCH RANGE**



p46

**HEIGHT ADJUSTABLE**



p50

**ITALIANA RANGE**



p06

**OZLO RANGE**



p54

**MEETING TABLES**



# OZLO BENCH

In Norway, they call it design fortrefelighet, we call it design excellence. Ozlo bench desking is the embodiment of that philosophy.

It melds beautifully structured polar white desk tops with a polished solid timber curved leg.

The natural tone of the wood legs is reflected with a highlighted desk top edge that blends with the natural wood hue. A flyover desk top appears to float above the strong frame giving a spacious look to the ensemble.

Wire management has been created with a triple port design to the tops enabling cables to be fed through a large central escallop or a side cable wave at each end. Even uneven flooring is no problem with discreet floor levellers fitted on every leg to adjust to different planes.

The white tops are made from high-grade MFC which are heat and stain resistant and provide every office with a Scandinavian oye appell (or eye appeal as we say).



Chair: EliteClick Posture Chair (p106)





Back to Back Pod of Two Desks  
Page 9



Back to Back Pod of Two Extension Desk  
Page 9



Back to Back Pod of Four Desks  
Page 10



Back to Back Pod of Six Desks  
Page 10



Single Starter Desk Set  
Page 11



Single Extension Desk Set  
Page 11



Single Row Pod of Two Desk Set  
Page 12



Single Row Pod of Three Desk Set  
Page 12



Ozlo Accessories  
Page 13



Ozlo Boardroom Table Range  
Page 14

# OZLO BENCH

# Ozlo Bench

Inject some Scandinavian design delight into your workspace with the Ozlo Bench. The natural wood legs support a flyover desk top in stunning polar White with a wood highline contract edge.

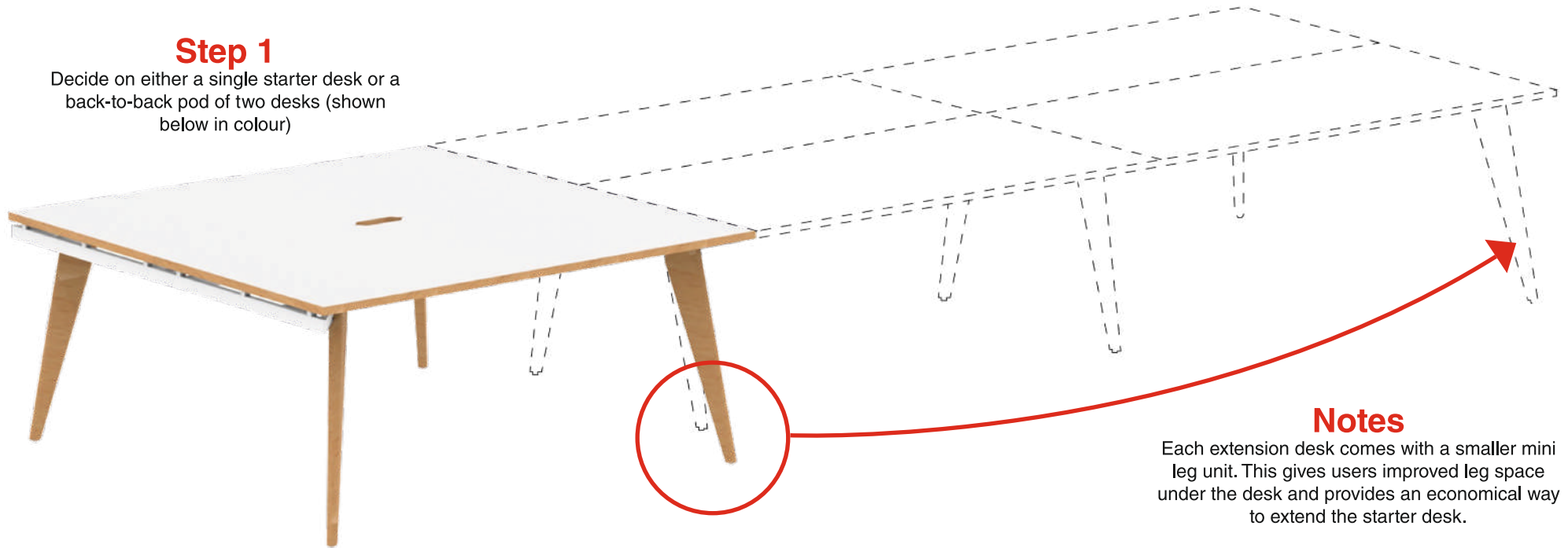
Ozlo creates a stunning working environment that encourages teamwork, efficiency and provides a stylish workspace that anyone would aspire to inhabit.

Desks feature:

- Triple cable management scallops
- Flyover sliding desk tops
- Integrated location for screens
- 25mm heat and stain resistant tops
- 2mm thick ABS colour contrast edging
- Strong steel subframe
- Floor levellers

## Step 1

Decide on either a single starter desk or a back-to-back pod of two desks (shown below in colour)



## Step 2

Add an extension unit to match with your starter set-up in Step 1.

This means an extension single desk unit, or a twin desk unit depending on the original starter choice.

The dotted line indicates how a back-to-back extension adds to a back-to-back starter desk set.

## Notes

Each extension desk comes with a smaller mini leg unit. This gives users improved leg space under the desk and provides an economical way to extend the starter desk.

One of the two full-depth leg units that come with the starter unit then goes at the end of the desking suite as shown with the dotted line on the right to finish off the run.



Options:



White with Warm Oak trim



Ozlo

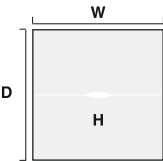
Back to Back Pod of Two Starter Desks

NEW!



- Back to back desk set-up for teamwork pod
- Solid wood Warm Oak finish legs

Code	Width	Depth	Height	FROM
OS2P12	1200mm	1600mm	730mm	£352
OS2P14	1400mm	1600mm	730mm	£362
OS2P16	1600mm	1600mm	730mm	£373



Ozlo

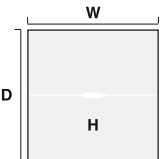
Back to Back Pod of Two Extension Desks

NEW!



- Back to back desk extension set for the expansion of Two Pod desk set
- Inset leg system provides optimal user space
- Solid wood Warm Oak finish legs

Code	Width	Depth	Height	FROM
OSXT12	1200mm	1600mm	730mm	£227
OSXT14	1400mm	1600mm	730mm	£237
OSXT16	1600mm	1600mm	730mm	£247



Ozlo

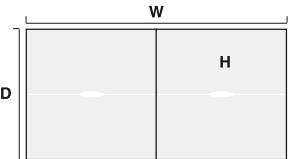
Back to Back Pod of Four

NEW!



- Four user desk configuration
- Can be further extended using two pod extension desk sets
- Solid wood Warm Oak finish legs

Code	Width	Depth	Height	FROM
OS4P12	2400mm	1600mm	730mm	£579
OS4P14	2800mm	1600mm	730mm	£599
OS4P16	3200mm	1600mm	730mm	£621



Ozlo

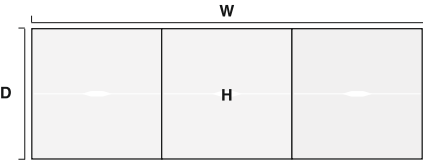
Back to Back Pod of Six

NEW!



- Inset leg system provides optimal user space
- Can be further expanded using two pod extension desk sets
- Solid wood Warm Oak finish legs

Code	Width	Depth	Height	FROM
OS6P12	3600mm	1600mm	730mm	£1,609
OS6P14	4200mm	1600mm	730mm	£1,670
OS6P16	4800mm	1600mm	730mm	£1,735



Options:

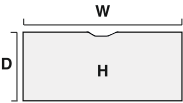
White with Warm Oak trim

# Ozlo Single Starter Desk Set NEW!



- Single desk starter unit
- Height adjusting floor levellers
- Solid wood Warm Oak finish legs

Code	Width	Depth	Height	FROM
OSS12	1200mm	800mm	730mm	£200
OSS14	1400mm	800mm	730mm	£205
OSS16	1600mm	800mm	730mm	£210

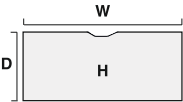


# Ozlo Single Extension Desk Set NEW!



- Extension unit to add to starter desk
- Height adjusting floor levellers
- Solid wood Warm Oak finish legs

Code	Width	Depth	Height	FROM
OSR112	1200mm	800mm	730mm	£142
OSR114	1400mm	800mm	730mm	£147
OSR116	1600mm	800mm	730mm	£152



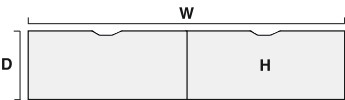


# Ozlo Single Row Pod of Two Desk Set NEW!



- Two single desks in a row
- Can be further expanded using single extension desk sets
- Solid wood Warm Oak finish legs

Code	Width	Depth	Height	FROM
OSR212	2400mm	800mm	730mm	£341
OSR214	2800mm	800mm	730mm	£352
OSR216	3200mm	800mm	730mm	£362


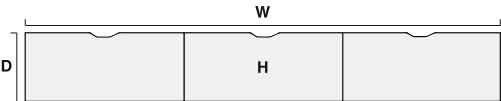


# Ozlo Single Row Pod of Three Desk Set NEW!



- Three single desks in a row
- Further expansion with single extension desk sets
- Solid wood Warm Oak finish legs

Code	Width	Depth	Height	FROM
OSR312	3600mm	800mm	730mm	£483
OSR314	4200mm	800mm	730mm	£498
OSR316	4800mm	800mm	730mm	£515



White with Warm Oak trim

## Desktop Screen (For Endure Plus & Ozlo)



**Upholstery:**

■ BLK = Black Fabric

■ BLU = Blue Fabric

■ UP = Bespoke Upholstery

**Metal Finishes:**

■ S = Silver Finish


■ W = White Finish

Example: Code LES12BLKW is a 1200(12), Black Fabric (BLK) with White Frame (W).

Code	Width	Depth	Height	FROM	
LES12	1200mm	25mm	400mm	£82	£96
LES14	1400mm	25mm	400mm	£86	£99
LES16	1600mm	25mm	400mm	£91	£106

Note: Ozlo Screens only compatible with 'Back to Back' configurations.  
See Page 72 for Iconic Plus Screens

## Cable Management Tray (For Ozlo) **NEW!**



**Metal Finishes:**

■ S = Silver Finish

■ W = White Finish

Code	Width	Depth	Height	FROM
OBCTW□	1000mm	235mm	65mm	£56

## Mounted PC Holder (For Ozlo)



IP000089  
Silver CPU Holder



IP000091  
Universal (Strap) CPU Holder

Code	Width	Depth	Height	FROM
IP000089 Silver	205mm	465mm	450mm	£73
IP000090 White	205mm	465mm	450mm	£73
IP000091	205mm	465mm	450mm	£60

Ozlo

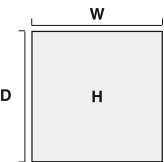
Square Boardroom Table

NEW!



- Single solid wood top
- Height adjusting feet
- Solid wood Warm Oak finish legs

Code	Width	Depth	Height	FROM
OSBT1600	1600mm	1600mm	730mm	£375



Ozlo

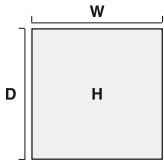
Boardroom Extension Unit

NEW!



- Single solid wood top
- Inset leg system provides optimal user space
- Solid wood Warm Oak finish legs

Code	Width	Depth	Height	FROM
OSBXT1600	1600mm	1600mm	730mm	£250



Options:

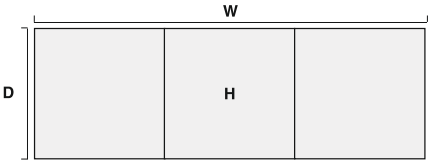
White with Warm Oak trim



# Ozlo Extended Rectangular Boardroom Table NEW!

- Inset leg system provides optimal user space
- Can be further extended using Boardroom Extension Unit
- Solid wood Warm Oak finish legs

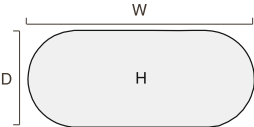
Code	Width	Depth	Height	FROM
OSBT3200	3200mm	1600mm	730mm	£625
OSBT4800	4800mm	1600mm	730mm	£874



# Ozlo Oval Boardroom Table NEW!

- Oval shaped standalone unit
- Solid wood Warm Oak finish legs

Code	Width	Depth	Height	FROM
OSBT1800	1800mm	1000mm	730mm	£273
OSBT2400	2400mm	1000mm	730mm	£298



# ENDURE PLUS BENCH

Seamlessly creating the perfect team working environment, the Endure Plus bench desking system is stunningly designed and creatively engineered.

Bench systems provide a large expanse of workspace with a continuous, uninterrupted surface area.

By selecting a single starter desk and then adding extension desks, you can have an infinite desking solution.

We have grouped our most popular configurations together as double, triple and even six pod desks.

Coupled with a wide selection of wood finished sliding tops, Endure Plus matches our storage and Iconic ranges.

This is the desking solution that evolves with your business needs.



Chair: EliteClick Posture Chair (p 106)  
Monitor Arm: Pose (p70)





Back to Back Pod of Two Desks  
Page 19



Back to Back Pod of Two Extension Desk  
Page 19



Back to Back Pod of Four Desks  
Page 20



Back to Back Pod of Six Desks  
Page 20



Single Starter Desk Set  
Page 21



Single Extension Desk Set  
Page 21



Single Row Pod of Two Desk Set  
Page 22



Single Row Pod of Three Desk Set  
Page 22



Desktop Screen  
Page 23



Cable Management Tray  
Page 23



Mounted PC Holder  
Page 23

# ENDURE PLUS BENCH

# Endure Plus Bench

Future proof your desking solutions with the system that can grow, reduce or alter shape easily and without fuss.

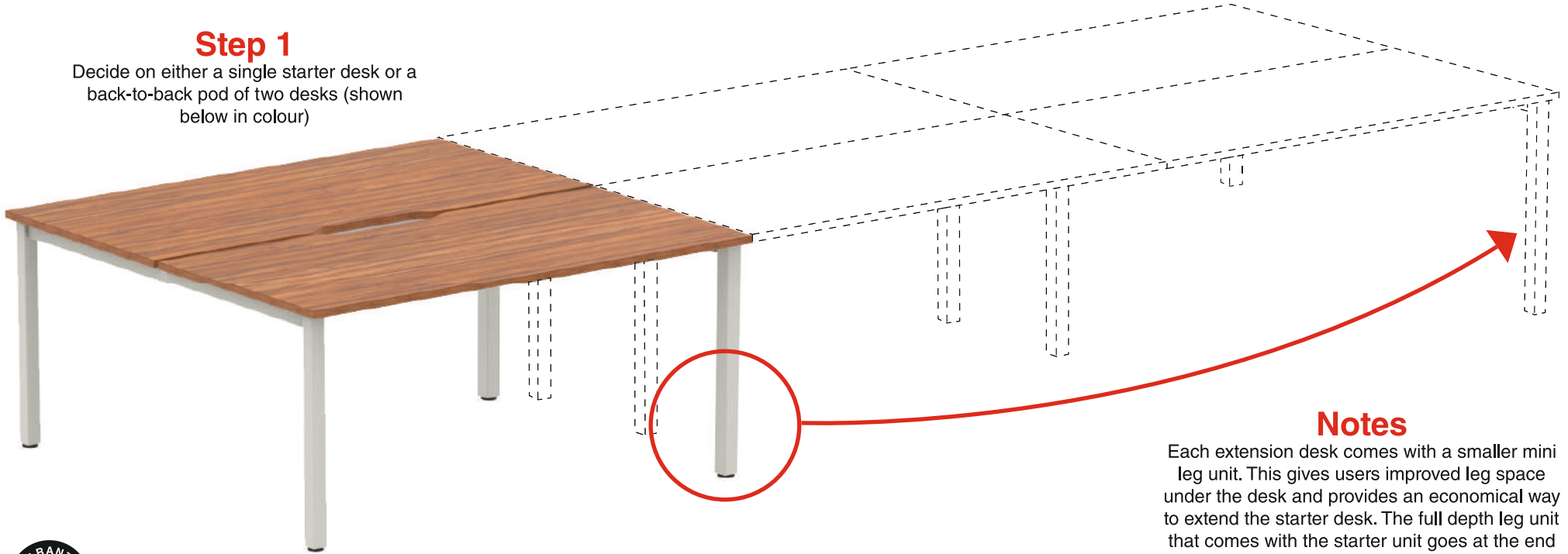
Endure Plus desks can start with a single starter desk, or a back-to-back two desk pod. Extension units of varying sizes economically add to the length of the desking run, encouraging teamworking and maximising valuable space.

Desks feature:

- Scalloped wire management cut-out
- Integrated fitting locator for Endure Plus screens
- 25mm tops with 2mm protective ABS edging
- Sliding tops for easy wire management
- Six stunning finishes
- Floor levellers
- Telescopic extendable beam pack

## Step 1

Decide on either a single starter desk or a back-to-back pod of two desks (shown below in colour)



## Step 2

Add an extension desk to match your single or back-to-back starter desk choice. The extension can be any width you decide. The dotted line drawing shows a typical back-to-back extension with a back-to-back starter unit.

## Notes

Each extension desk comes with a smaller mini leg unit. This gives users improved leg space under the desk and provides an economical way to extend the starter desk. The full depth leg unit that comes with the starter unit goes at the end of the desking suite as shown on the far right of the line drawing to finish off a run.



Grey Oak (GRY)



Beech (BCH)



Maple (MPE)



Oak (OAK)



Walnut (WNT)



White (WHT)

# Endure Plus

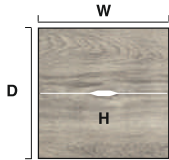
Back to Back Pod of Two Starter Desks



Grey Oak Top with Silver Legs

- Back to back desk set-up for teamwork pod
- Height adjusting feet
- Sliding top

Code	Width	Depth	Height	FROM
PB2P12	1200mm	1600mm	730mm	£366
PB2P14	1400mm	1600mm	730mm	£375
PB2P16	1600mm	1600mm	730mm	£395



# Endure Plus

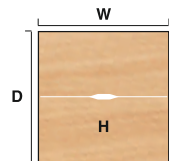
Back to Back Pod of Two Extension Desk



Oak Top with Silver Legs

- Back to back desk extension set for the expansion of Two Pod desk set
- Inset leg system provides optimal user space
- Sliding top

Code	Width	Depth	Height	FROM
PBXT12	1200mm	1600mm	730mm	£268
PBXT14	1400mm	1600mm	730mm	£277
PBXT16	1600mm	1600mm	730mm	£288



Options:



Silver Frame (S)



White Frame (W)



Grey Oak (GRY)



Beech (BCH)



Maple (MPE)



Oak (OAK)



Walnut (WNT)



White (WHT)



# Endure Plus

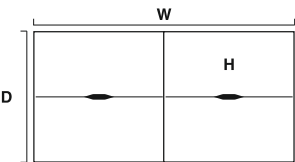
Back To Back Pod of Four Desks



White Top with White Legs

- Four user desk configuration
- Inset leg system provides optimal user space
- Can be further expanded using two pod extension desk sets

Code	Width	Depth	Height	FROM
PB4P12	2400mm	1600mm	730mm	£634
PB4P14	2800mm	1600mm	730mm	£651
PB4P16	3200mm	1600mm	730mm	£682



# Endure Plus

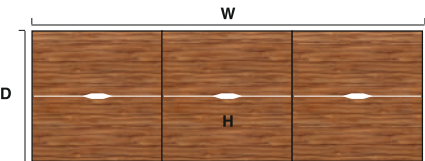
Back To Back Pod of Six Desks



Walnut Top with Silver Legs

- Six user desk configuration
- Inset leg system provides optimal user space
- Can be further expanded using two pod extension desk sets


Code	Width	Depth	Height	FROM
PB6P12	3600mm	1600mm	730mm	£901
PB6P14	4200mm	1600mm	730mm	£928
PB6P16	4800mm	1600mm	730mm	£970



Options:



Silver Frame (S)



White Frame (W)




Grey Oak (GRY)




Beech (BCH)



Maple (MPE)



Oak (OAK)



Walnut (WNT)



White (WHT)

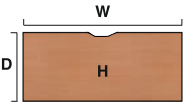
# Endure Plus Single Starter Desk Set



Beech Top with White Legs

- Single desk starter unit
- Height adjusting floor levellers
- Choice of leg frame finishes

Code	Width	Depth	Height	FROM
PBS12	1200mm	800mm	730mm	£153
PBS14	1400mm	800mm	730mm	£159
PBS16	1600mm	800mm	730mm	£164



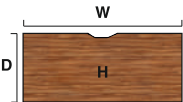
# Endure Plus Single Extension Desk Set



Walnut Top with White Legs

- Extension unit to add to starter desk
- Space-saving column legs
- Height adjusting floor levellers


Code	Width	Depth	Height	FROM
PBR112	1200mm	800mm	730mm	£104
PBR114	1400mm	800mm	730mm	£110
PBR116	1600mm	800mm	730mm	£111



Options:



Silver Frame (S)



White Frame (W)




Grey Oak (GRY)



Beech (BCH)



Maple (MPE)



Oak (OAK)



Walnut (WNT)



White (WHT)

# Endure Plus

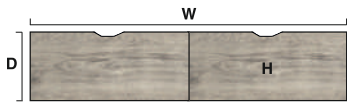
Single Row Pod of Two Desk Set



Grey Oak Top with Silver Legs

- Two single desks in a row
- 2 user desk configuration
- Can be further expanded using single extension desk sets
- Integral floor levellers

Code	Width	Depth	Height	FROM
PBR212	2400mm	800mm	730mm	£257
PBR214	2800mm	800mm	730mm	£268
PBR216	3200mm	800mm	730mm	£275



# Endure Plus

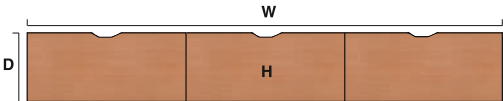
Single Row Pod of Three Desk Set



Beech Top with White Legs

- Three single desks in a row
- Further expansion with single extension desk sets
- Integral floor levellers


Code	Width	Depth	Height	FROM
PBR312	3600mm	800mm	730mm	£360
PBR314	4200mm	800mm	730mm	£378
PBR316	4800mm	800mm	730mm	£386



Options:



Silver Frame (S)



White Frame (W)



Grey Oak (GRY)




Beech (BCH)



Maple (MPE)



Oak (OAK)



Walnut (WNT)



White (WHT)

# Desktop Screen (For Endure Plus & Ozlo)



- Upholstery:**
- BLK = Black Fabric
  - BLU = Blue Fabric
  - UP = Bespoke Upholstery

- Metal Finishes:**
- S = Silver Finish
  - W = White Finish


Example: Code LES12BLKW is a 1200(12), Black Fabric (BLK) Screen with White Frame (W).

Code	Width	Depth	Height	FROM	
LES12	1200mm	25mm	400mm	£82	£96
LES14	1400mm	25mm	400mm	£86	£99
LES16	1600mm	25mm	400mm	£91	£106

Note: Endure Plus Screens only compatible with ‘Back to Back’ configurations.  
See Page 72 for Iconic Plus Screens

# Cable Management Tray (For Endure Plus)


For Silver finish add S or for a White finish add W to the end of the codes.  
For example EPCBW is a Cable Management Tray finished in White.



- Metal Finishes:**
- S = Silver Finish
  - W = White Finish

Code	Width	Depth	Height	FROM
EPCB	900mm	200mm	60mm	£56

# Mounted PC Holder (For Endure Plus)



- Metal Finishes:**
- S = Silver Finish
  - W = White Finish

Leg Mounted

Code	Width	Depth	Height	FROM
BEPCAW	205mm	465mm	450mm	£31
BEPCAS	205mm	465mm	450mm	£31

Desk Mounted

Code	Width	Depth	Height	FROM
BEPCBW	205mm	465mm	450mm	£51
BEPCBS	205mm	465mm	450mm	£51

# ICONIC FURNITURE

Modern businesses need to make their workspaces as efficient and attractive as possible.

Our Iconic contract range of desks and storage is the UK's most popular furniture of its type.

Designed and assembled in the UK, the suites come in 6 different wood finishes.

Steel legs are available in both White or Silver.

Tough powder coating on the steel frames ensure a robust performance. All desk units come with cable ports, floor levellers and Silver sweep handles as standard.

Give your office a fresh look - and your team a better way of working, with Iconic Office Furniture.



Chair: Optimal Posture Chair (p104)  
Storage: Mobile Pedestal (p63)





Contract Range  
Page 26



Systems Range  
Page 30



Panelled Leg range  
Page 34



Fixed Pedestal Desk Range  
Page 38



Two-Tone Range  
Page 42



Height Adjustable Range  
Page 46



Italiana Range  
Page 50



Post Leg Tables  
Page 56



Box Leg Tables  
Page 54



Folding Tables  
Page 58



Conference End Tables  
Page 59



Arrow Head Tables  
Page 60



Conference Tables  
Page 61



Storage  
Page 62



Steel Storage  
Page 63



Bookcases  
Page 64



Cupboards  
Page 64



Filing Cabinets  
Page 65

# ICONIC FURNITURE



---

# ICONIC CONTRACT DESKS

---





## QUALITY ENGINEERING

Twin leg uprights provide a stable and strong platform base. Robot engineered welded frames add extra strength to the platform.



## FEATURE RICH

Integral full sized 80mm cable ports in desk top and modesty panel. Floor levelers help create a balanced workspace that is easy to live with.



## EYE APPEAL

Stunning clean design lines are created with high definition wood finishes on tough epoxy powder coated leg frames.



## OPTIONAL FIXED PEDESTALS

Available as an optional extra on 800 deep straight desks, 1000 deep wave desks and all crescent desks.


## FINISH OPTIONS



Grey Oak (GRY)



Maple (MPE)



Oak (OAK)



Walnut (WNT)



Beech (BCH)



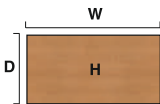
White (WHT)

# Straight Desk 600mm Depth



Oak

- Traditional rectangular shape
- 600mm depth workspace surface
- 25mm thick desktop surface
- Dual cable management ports
- Adjustable feet for floor levelling
- Dual leg uprights for extra strength



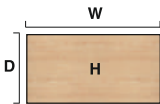
Code	Width	Depth	Height	FROM
MIRDC86	800mm	600mm	730mm	£89
MIRDC106	1000mm	600mm	730mm	£94
MIRDC126	1200mm	600mm	730mm	£100
MIRDC146	1400mm	600mm	730mm	£108
MIRDC166	1600mm	600mm	730mm	£113
MIRDC186	1800mm	600mm	730mm	£117

# Straight Desk 800mm Depth



Maple

- Traditional rectangular shape
- 800mm depth workspace surface
- 25mm thick desktop surface
- Dual cable management ports
- Dual leg uprights for extra strength
- Adjustable feet



Code	Width	Depth	Height	FROM
IRDC10	1000mm	800mm	730mm	£102
IRDC12	1200mm	800mm	730mm	£108
IRDC14	1400mm	800mm	730mm	£116
IRDC16	1600mm	800mm	730mm	£122
IRDC18	1800mm	800mm	730mm	£126

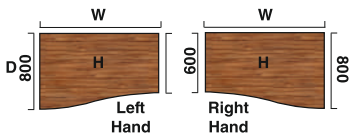
Fixed pedestal options available on page 38

Twin fixed pedestals are only available on the 1600 & 1800 desks. The single pedestals are not compatible with the 1000 desks.

# Wave Desk 600/800mm Depth

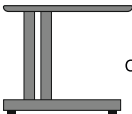


- Wave front shaped desk
- 25mm thick desktop surface
- Dual cable management ports
- Adjustable feet for floor levelling
- Left & right handed desks available
- Dual/triple leg for extra strength

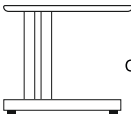


Code	Width	Depth	Height	FROM
MIWDLC146 Left Hand	1400mm	800/600mm	730mm	£118
MIWDRC146 Right Hand	1400mm	600/800mm	730mm	£118
MIWDLC166 Left Hand	1600mm	800/600mm	730mm	£123
MIWDRC166 Right Hand	1600mm	600/800mm	730mm	£123

## Options:



Silver  
Cantilever Leg  
(Standard)



White  
Cantilever Leg  
(W)




Grey Oak (GRY)




Beech (BCH)



Maple (MPE)



Oak (OAK)



Walnut (WNT)



White (WHT)

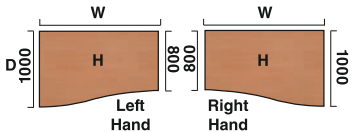


# Wave Desk 800/1000mm Depth



Beech

- Wave front shaped desk
- 25mm thick desktop surface
- Dual cable management ports
- Adjustable feet for floor levelling
- Left & right handed desks available
- Optional fixed pedestal can be ordered as an extra



Code	Width	Depth	Height	FROM
IWDL14 Left Hand	1400mm	1000/800mm	730mm	£128
IWDRC14 Right Hand	1400mm	800/1000mm	730mm	£128
IWDL16 Left Hand	1600mm	1000/800mm	730mm	£134
IWDRC16 Right Hand	1600mm	800/1000mm	730mm	£134

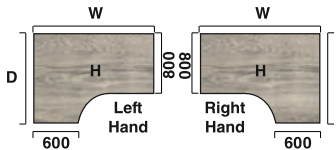
Fixed pedestal options available on page 38

# Crescent Desk



Grey Oak

- Maximum working space
- 25mm thick desktop surface
- Triple cable management ports
- Adjustable feet for floor levelling
- Left & right handed desks available
- Dual leg uprights for extra strength



Code	Width	Depth	Height	FROM
ICDLC16 Left Hand	1600mm	1200mm	730mm	£134
ICDRC16 Right Hand	1600mm	1200mm	730mm	£134
ICDLC18 Left Hand	1800mm	1200mm	730mm	£160
ICDRC18 Right Hand	1800mm	1200mm	730mm	£160

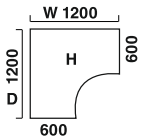
Fixed pedestal options available on page 38

# Corner Desk



White

- Metal to metal fixings
- 3 cable ports
- Deep modesty panel (5") allow compatibility of most screen clamps

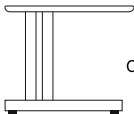


Code	Width	Depth	Height	FROM
ICCDC12	1200mm	1200mm	730mm	£160

Options:




Silver  
Cantilever Leg  
(Standard)



White  
Cantilever Leg  
(W)




Grey Oak (GRY)



Beech (BCH)



Maple (MPE)



Oak (OAK)



Walnut (WNT)



White (WHT)



---

# ICONIC SYSTEM DESKS

---





## TECHNOLOGY FOCUSED

Pop out cable management panels accommodate power, I.T. and communication wiring in a discreet, out of sight leg profile.



## PRACTICAL

Integral floor levellers and 2mm ABS protective edging add to user comfort and practicality.



## STYLISH

Perforated designer decor panels have a strong visual motif as well as a practical purpose.



## FINISH OPTIONS

Choice of five stunning high definition wood grain finishes or a striking White option.


## FINISH OPTIONS



Grey Oak (GRY)



Maple (MPE)



Oak (OAK)



Walnut (WNT)



Beech (BCH)



White (WHT)

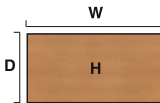


# Straight Desk 600mm Depth



Oak

- Rectangular shaped desk
- 25mm thick desktop surface
- Dual cable management ports
- Pop-out side panel for discreet cable management
- Choice of six stunning finishes
- Adjustable feet for floor levelling



Code	Width	Depth	Height	FROM
MIRDW86	800mm	600mm	730mm	£144
MIRDW106	1000mm	600mm	730mm	£148
MIRDW126	1200mm	600mm	730mm	£154
MIRDW146	1400mm	600mm	730mm	£160
MIRDW166	1600mm	600mm	730mm	£165
MIRDW186	1800mm	600mm	730mm	£169

# Straight Desk 800mm Depth



Maple

- Rectangular shaped desk
- 25mm thick desktop surface
- Dual cable management ports
- Pop-out side panel for discreet cable management
- Choice of six stunning finishes
- Adjustable feet for floor levelling



Code	Width	Depth	Height	FROM
IRDW10	1000mm	800mm	730mm	£160
IRDW12	1200mm	800mm	730mm	£166
IRDW14	1400mm	800mm	730mm	£173
IRDW16	1600mm	800mm	730mm	£179
IRDW18	1800mm	800mm	730mm	£183

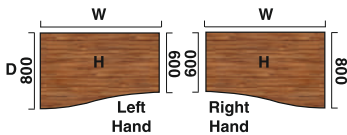
Fixed pedestal options available on page 38

# Wave Desk 600/800mm Depth



Walnut

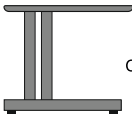
- Wave front shaped desk
- 25mm thick desktop surface
- Dual cable management ports
- Adjustable feet for floor levelling
- Left & right handed desks available
- Pop-out side panel for discreet cable management
- Choice of six stunning finishes



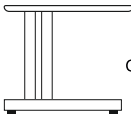
Code	Width	Depth	Height	FROM
MIWDLW146 Left Hand	1400mm	800/600mm	730mm	£171
MIWDRW146 Right Hand	1400mm	600/800mm	730mm	£171
MIWDLW166 Left Hand	1600mm	800/600mm	730mm	£177
MIWDRW166 Right Hand	1600mm	600/800mm	730mm	£177

Specify your leg colour and wood finish using the code suffixes e.g. **IRDW16** Straight Desk with White Cable Managed Leg in Beech = **IRDW16WBCH**

Options:



Silver  
Cantilever Leg  
(Standard)



White  
Cantilever Leg  
(W)




Grey Oak (GRY)




Beech (BCH)



Maple (MPE)



Oak (OAK)



Walnut (WNT)



White (WHT)

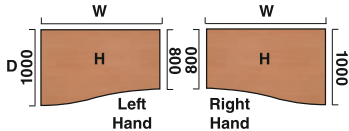


# Wave Desk 800/1000mm Depth



Beech

- Wave front shaped desk
- 25mm thick desktop surface
- Dual cable management ports
- Adjustable feet for floor levelling
- Left & right handed desks available
- Pop-out side panel for discreet cable management



Code	Width	Depth	Height	FROM
IWDLW14 Left Hand	1400mm	1000/800mm	730mm	£185
IWDRW14 Right Hand	1400mm	800/1000mm	730mm	£185
IWDLW16 Left Hand	1600mm	1000/800mm	730mm	£191
IWDRW16 Right Hand	1600mm	800/1000mm	730mm	£191

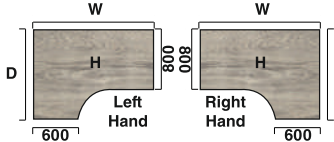
Fixed pedestal options available on page 38

# Crescent Desk



Grey Oak

- Crescent shaped desk gives maximum working space
- 25mm thick desktop surface
- Triple cable management ports
- Adjustable feet for floor levelling
- Left & right handed desks available
- Pop-out side panel for discreet cable management



Code	Width	Depth	Height	FROM
ICDLW16 Left Hand	1600mm	1200mm	730mm	£191
ICDRW16 Right Hand	1600mm	1200mm	730mm	£191
ICDLW18 Left Hand	1800mm	1200mm	730mm	£217
ICDRW18 Right Hand	1800mm	1200mm	730mm	£217

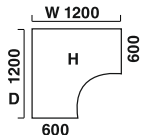
Fixed pedestal options available on page 38

# Corner Desk



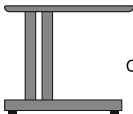
White

- Metal to metal fixings
- 3 cable ports
- Deep set modesty panel (5") allows for compatibility of most screen clamp fittings

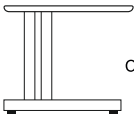


Code	Width	Depth	Height	FROM
MICCCDM12	1200mm	1200mm	730mm	£160

Options:



Silver  
Cantilever Leg  
(Standard)



White  
Cantilever Leg  
(W)



Grey Oak (GRY)




Beech (BCH)



Maple (MPE)



Oak (OAK)



Walnut (WNT)



White (WHT)

# ICONIC PANEL DESKS







## PANEL POWER

Solid 25mm thick high definition panelled legs provide an attractive, clean look that enhances any office.



## FORMAT OPTIONS

Choice of a standard depth 800mm deep or slimline 600mm deep desking format.



## EVEN SURFACE


Floor levellers are included to resolve any uneven surface issues.



## DESIGN HARMONY

Wood grained styling throughout provides a harmonious environment.


## FINISH OPTIONS



Grey Oak (GRY)



Maple (MPE)



Oak (OAK)



Walnut (WNT)



Beech (BCH)



White (WHT)

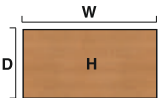


# Straight Desk 600mm Depth



Oak

- Rectangular shaped desk
- 25mm thick desktop surface
- Dual cable management ports
- 25mm thick wood MFC panel legs
- Adjustable feet



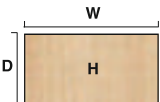
Code	Width	Depth	Height	FROM
MIRDP86	800mm	600mm	730mm	£89
MIRDP106	1000mm	600mm	730mm	£94
MIRDP126	1200mm	600mm	730mm	£100
MIRDP146	1400mm	600mm	730mm	£108
MIRDP166	1600mm	600mm	730mm	£113
MIRDP186	1800mm	600mm	730mm	£117

# Straight Desk 800mm Depth



Maple

- Rectangular shaped desk
- 25mm thick desktop surface
- Dual cable management ports
- 25mm thick wood MFC panel legs
- Adjustable feet



Code	Width	Depth	Height	FROM
IRDP10	1000mm	800mm	730mm	£102
IRDP12	1200mm	800mm	730mm	£108
IRDP14	1400mm	800mm	730mm	£116
IRDP16	1600mm	800mm	730mm	£122
IRDP18	1800mm	800mm	730mm	£126

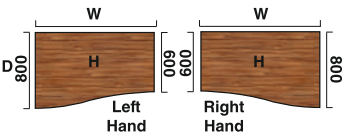
Fixed pedestal options available on page 38

# Wave Desk 600/800mm Depth




Walnut

- Wave front shaped desk
- 25mm thick desktop surface
- Dual cable management ports
- 25mm thick wood MFC panel legs
- Adjustable feet
- Left & right handed desks available



Code	Width	Depth	Height	FROM
MIWDLP146 Left Hand	1400mm	800/600mm	730mm	£118
MIWDRP146 Right Hand	1400mm	600/800mm	730mm	£118
MIWDLP166 Left Hand	1600mm	800/600mm	730mm	£123
MIWDRP166 Right Hand	1600mm	600/800mm	730mm	£123

Select the finish by adding the colour suffix to the end of the product code; an example code: IRDP12**OAK** is a Straight 1200mm desk, with panel end leg and an oak finish.




Grey Oak (GRY)




Beech (BCH)



Maple (MPE)



Oak (OAK)



Walnut (WNT)



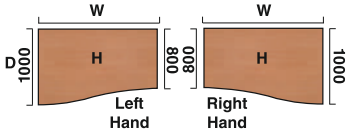
White (WHT)

# Wave Desk 800/1000mm Depth



Beech

- Wave front shaped desk
- 25mm thick desktop surface
- Dual cable management ports
- 25mm thick wood MFC panel legs
- Adjustable feet
- Left & right handed desks available



Code	Width	Depth	Height	FROM
IWDLP14 Left Hand	1400mm	1000/800mm	730mm	£128
IWDRP14 Right Hand	1400mm	800/1000mm	730mm	£128
IWDLP16 Left Hand	1600mm	1000/800mm	730mm	£134
IWDRP16 Right Hand	1600mm	800/1000mm	730mm	£134

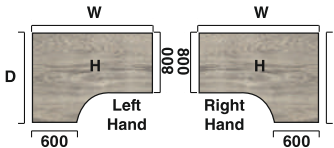
Fixed pedestal options available on page 38

# Crescent Desk



Grey Oak

- Maximum working space
- 25mm thick desktop surface
- Triple cable management ports
- 25mm thick wood MFC panel legs
- Adjustable feet
- Left & right handed desks available



Code	Width	Depth	Height	FROM
ICDLP16 Left Hand	1600mm	1200mm	730mm	£134
ICDRP16 Right Hand	1600mm	1200mm	730mm	£134
ICDLP18 Left Hand	1800mm	1200mm	730mm	£160
ICDRP18 Right Hand	1800mm	1200mm	730mm	£160

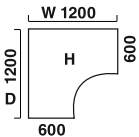
Fixed pedestal options available on page 38

# Corner Desk



White


- 3 cable ports
- Deep set modesty panel (5") allows for compatibility from our range of screens



Code	Width	Depth	Height	FROM
ICCDP12	1200mm	1200mm	730mm	£160




Grey Oak (GRY)



Beech (BCH)



Maple (MPE)



Oak (OAK)



Walnut (WNT)



White (WHT)



---

# ICONIC FIXED PEDESTAL DESKS

---







## SPACE SAVING

Under desk pedestals in two or three drawer options.



## LOCKABLE DRAWERS

These enhance at-desk security and keep personal and confidential items safe.



## QUALITY


High definition, quality wood grain desk top finishes.



## SUPERIOR DETAILING

Soft 2mm self-coloured protective edging, integral cable ports and all metal fittings.


## FINISH OPTIONS



Grey Oak (GRY)



Maple (MPE)



Oak (OAK)



Walnut (WNT)



Beech (BCH)



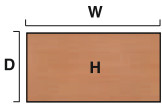
White (WHT)

## Cantilever Leg Desk with Single Fixed Pedestal

NEW!



- Traditional rectangular shape
- 800mm depth workspace surface
- 25mm thick desktop surface
- Dual cable management ports
- Adjustable feet for floor levelling
- Dual leg uprights for extra strength



### 2 Drawers

Code	Width	Depth	Height	FROM
MIRDC12FP2	1200mm	800mm	730mm	£206
MIRDC14FP2	1400mm	800mm	730mm	£214
MIRDC16FP2	1600mm	800mm	730mm	£220
MIRDC18FP2	1800mm	800mm	730mm	£224

### 3 Drawers

Code	Width	Depth	Height	FROM
MIRDC12FP3	1200mm	800mm	730mm	£212
MIRDC14FP3	1400mm	800mm	730mm	£220
MIRDC16FP3	1600mm	800mm	730mm	£225
MIRDC18FP3	1800mm	800mm	730mm	£230

## Cantilever Leg Desk with Double Fixed Pedestals

NEW!



- Traditional rectangular shape
- 800mm depth workspace surface
- 25mm thick desktop surface
- Dual cable management ports
- Dual leg uprights for extra strength
- Adjustable feet



### 1x2 Drawer & 1x3 Drawer Pedestals

Code	Width	Depth	Height	FROM
MIRDC16FP2FP3	1600mm	800mm	730mm	£323
MIRDC18FP2FP3	1800mm	800mm	730mm	£328

### 2x2 Drawer Pedestals

Code	Width	Depth	Height	FROM
MIRDC16FP2FP2	1600mm	800mm	730mm	£318
MIRDC18FP2FP2	1800mm	800mm	730mm	£322

### 2x3 Drawer Pedestals

Code	Width	Depth	Height	FROM
MIRDC16FP3FP3	1600mm	800mm	730mm	£329
MIRDC18FP3FP3	1800mm	800mm	730mm	£333

## Cable Management Leg Desk with Single Fixed Pedestal

NEW!



- 25mm thick desktop surface
- Dual cable management ports
- Adjustable feet for floor levelling



### 2 Drawers

Code	Width	Depth	Height	FROM
MIRDW12FP2	1200mm	800mm	730mm	£264
MIRDW14FP2	1400mm	800mm	730mm	£271
MIRDW16FP2	1600mm	800mm	730mm	£277
MIRDW18FP2	1800mm	800mm	730mm	£282

### 3 Drawers

Code	Width	Depth	Height	FROM
MIRDW12FP3	1200mm	800mm	730mm	£270
MIRDW14FP3	1400mm	800mm	730mm	£276
MIRDW16FP3	1600mm	800mm	730mm	£282
MIRDW18FP3	1800mm	800mm	730mm	£286

Select the storage option by adding the Fixed Pedestal suffix to the end of a product code; an example code: MIRDP12FP2OAK is a straight 1200mm panel leg desk, with a fixed pedestal and an oak top finish.



Grey Oak (GRY)




Beech (BCH)



Maple (MPE)



Oak (OAK)



Walnut (WNT)



White (WHT)

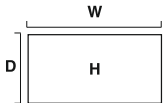
# Cable Management Leg Desk with Double Fixed Pedestals

NEW!



White

- 25mm thick desktop surface
- Dual cable management ports
- Adjustable feet for floor levelling



## 1x2 Drawer & 1x3 Drawer Pedestals

Code	Width	Depth	Height	FROM
MIRDW16FP2FP3	1600mm	800mm	730mm	£380
MIRDW18FP2FP3	1800mm	800mm	730mm	£384

## 2x2 Drawer Pedestals

Code	Width	Depth	Height	FROM
MIRDW16FP2FP2	1600mm	800mm	730mm	£375
MIRDW18FP2FP2	1800mm	800mm	730mm	£379

## 2x3 Drawer Pedestals

Code	Width	Depth	Height	FROM
MIRDW16FP3FP3	1600mm	800mm	730mm	£386
MIRDW18FP3FP3	1800mm	800mm	730mm	£390

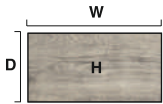
# Panelled Leg Desk with Single Fixed Pedestal

NEW!



Grey Oak

- Maximum working space
- 25mm thick desktop surface
- Dual cable management ports
- Adjustable feet for floor levelling



## 2 Drawers

Code	Width	Depth	Height	FROM
MIRDP12FP2	1200mm	800mm	730mm	£206
MIRDP14FP2	1400mm	800mm	730mm	£214
MIRDP16FP2	1600mm	800mm	730mm	£220
MIRDP18FP2	1800mm	800mm	730mm	£224

## 3 Drawers

Code	Width	Depth	Height	FROM
MIRDP12FP3	1200mm	800mm	730mm	£212
MIRDP14FP3	1400mm	800mm	730mm	£220
MIRDP16FP3	1600mm	800mm	730mm	£225
MIRDP18FP3	1800mm	800mm	730mm	£230

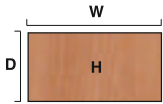
# Panelled Leg Desk with Double Fixed Pedestals

NEW!



Oak

- Traditional rectangular shape
- 800mm depth workspace surface
- 25mm thick desktop surface
- Dual cable management ports
- Dual leg uprights for extra strength



## 1x2 Drawer & 1x3 Drawer Pedestals

Code	Width	Depth	Height	FROM
MIRDP16FP2FP3	1600mm	800mm	730mm	£323
MIRDP18FP2FP3	1800mm	800mm	730mm	£328

## 2x2 Drawer Pedestals

Code	Width	Depth	Height	FROM
MIRDP16FP2FP2	1600mm	800mm	730mm	£318
MIRDP18FP2FP2	1800mm	800mm	730mm	£322


## 2x3 Drawer Pedestals

Code	Width	Depth	Height	FROM
MIRDP16FP3FP3	1600mm	800mm	730mm	£328
MIRDP18FP3FP3	1800mm	800mm	730mm	£333

Select the storage option by adding the Fixed Pedestal suffix to the end of a product code; an example code: MIRDP12FP2OAK is a straight 1200mm panel leg desk, with a fixed pedestal and an oak top finish..




Grey Oak (GRY)



Beech (BCH)



Maple (MPE)



Oak (OAK)



Walnut (WNT)



White (WHT)



---

# ICONIC TWO TONE DESKS

---



Chair: Neat High Back Executive (p163)



## EYE APPEAL

Stunning two-tone panel concept gives these workspaces maximum upscale designer appeal.



## BIG PROPORTIONS

Full depth floor to desktop side panels and a deep front modesty panel.



## QUALITY

High definition wood grain tops with contrast brilliant White side sections.



## SUPERIOR DETAILING

Soft 2mm abs self-coloured protective edging, integral cable ports and all metal fittings.

## FINISH OPTIONS



Grey Oak & White  
(GRYWHT)



Maple & White  
(MPEWHT)



Oak & White  
(OAKWHT)



Walnut & White  
(WNTWHT)



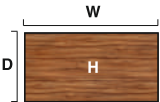
Beech & White  
(BCHWHT)

## Straight Desk 600mm Depth



Oak & White

- Rectangular shaped desk
- 25mm thick wood grain finished
- MFC panel legs
- Adjustable feet
- Dual cable management ports



Code	Width	Depth	Height	FROM
MIRDP86	800mm	600mm	730mm	£89
MIRDP106	1000mm	600mm	730mm	£94
MIRDP126	1200mm	600mm	730mm	£100
MIRDP146	1400mm	600mm	730mm	£108
MIRDP166	1600mm	600mm	730mm	£113
MIRDP186	1800mm	600mm	730mm	£117

## Straight Desk 800mm Depth



Maple & White

- Rectangular shaped desk
- 25mm thick wood grain finished
- Adjustable feet
- Dual cable management ports



Code	Width	Depth	Height	FROM
MIRDP12	1200mm	800mm	730mm	£108
MIRDP14	1400mm	800mm	730mm	£116
MIRDP16	1600mm	800mm	730mm	£122
MIRDP18	1800mm	800mm	730mm	£126

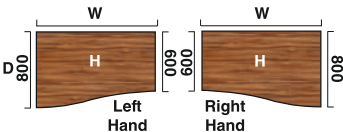
Fixed pedestal options available on page 38

## Wave Desk 600/800mm Depth



Beech & White

- Wave front shaped desk
- 25mm thick desktop surface
- Dual cable management ports
- Adjustable feet
- Left & right handed desks available



Code	Width	Depth	Height	FROM
MIWDLP146 Left Hand	1400mm	800/600mm	730mm	£118
MIWDRP146 Right Hand	1400mm	600/800mm	730mm	£118
MIWDLP166 Left Hand	1600mm	800/600mm	730mm	£123
MIWDRP166 Right Hand	1600mm	600/800mm	730mm	£123

Select the finish by adding the colour suffix to the end of a product code; an example code: MIRDP126**OAKWHT** is a 600 Deep, Straight 1200mm desk, with panel legs and an oak top finish.



Grey Oak & White (GRYWHT)



Beech & White (BCHWHT)



Maple & White (MPEWHT)



Oak & White (OAKWHT)



Walnut & White (WNTWHT)

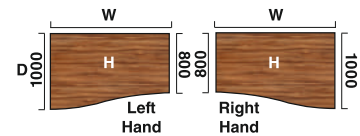


# Wave Desk 800/1000mm Depth



Walnut & White

- Wave front shaped desk
- 25mm thick desktop surface
- Dual cable management ports
- Adjustable feet
- Left & right handed desks available



Code	Width	Depth	Height	FROM
IWDLP14 Left Hand	1400mm	1000/800mm	730mm	£128
IWDRP14 Right Hand	1400mm	800/1000mm	730mm	£128
IWDLP16 Left Hand	1600mm	1000/800mm	730mm	£134
IWDRP16 Right Hand	1600mm	800/1000mm	730mm	£134

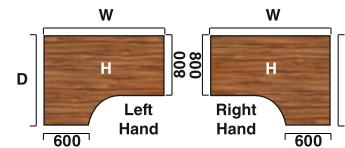
Fixed pedestal options available on page 38

# Crescent Desk



Maple & White

- Maximum working space
- Triple cable management ports
- 25mm thick wood grain finished MFC panel legs
- Adjustable feet
- Left & right handed desks available



Code	Width	Depth	Height	FROM
MICDLP16 Left Hand	1600mm	1200mm	730mm	£134
MICDRP16 Right Hand	1600mm	1200mm	730mm	£134
MICDLP18 Left Hand	1800mm	1200mm	730mm	£160
MICDRP18 Right Hand	1800mm	1200mm	730mm	£160

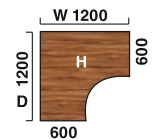
Fixed pedestal options available on page 38

# Corner Desk



Oak & White

- 3 cable ports
- Deep set modesty panel (5") allows for compatibility of most screen clamp fittings



Code	Width	Depth	Height	FROM
ICCDP12	1200mm	1200mm	730mm	£160



Grey Oak & White (GRYWHT)



Beech & White (BCHWHT)



Maple & White (MPEWHT)



Oak & White (OAKWHT)



Walnut & White (WNTWHT)

# Air Sit-Stand

Sedentary working has now become widely recognised as one of the biggest health threats in the modern office.

Employees sitting at desks for long periods of time risk a possibility of developing a variety of conditions.


Our Sit-Stand height adjustable desking provides a solution to the health at work challenge.

By using our Sit-Stand desking with a choice of four widths, two frames and six finishes, users will enjoy better general health that will also improve their efficiency at work.

Healthy and happy employees equal increased productivity and efficiency.



Chair: Spirit Posture (p109)



## QUALITY COUNTS

Twin motors lift and safely support up to 120kg of weight on your adjustable desktop.



## EASY TO USE

The units come with four memory presets. You can save an ideal position for sitting, perching, standing & still have one spare.



## SAFETY FIRST

A safety stop feature is fitted to every desk, it will stop rising/falling if an object becomes trapped.



## THE BIG CHOICE

Tri-telescopic legs provide both more stability when fully extended and a greater height range to accommodate all users.

## FINISH OPTIONS



Grey Oak (GRY)



Maple (MPE)



Oak (OAK)



Walnut (WNT)



Beech (BCH)



White (WHT)



# Air Sit-Stand Height Adjustable Desks

NEW!

- Powerful twin motors provide exceptionally smooth movement
- 4x pre-programmable height settings
- Extendable beam pack to accommodate most standard desk sizes
- Adjustable feet, for levelling and anti-rock
- 40mm per second height adjustment speed
- 120kg weight capacity

660-1310 mm



Beech Top with Cable Ports & Silver Legs



Anti-Fatigue Mat  
AFBB



Grey Oak Top Boardroom Table with Silver Legs

## Height Adjustable Desk with Cable Ports

Code	Width	Depth	Height	FROM
<b>600 Depth</b>				
HASCP126□	1200mm	600mm	660-1310mm	£477
HASCP146□	1400mm	600mm	660-1310mm	£482
HASCP166□	1600mm	600mm	660-1310mm	£487
HASCP186□	1800mm	600mm	660-1310mm	£492

## 800 Depth

HASCP128□	1200mm	800mm	660-1310mm	£479
HASCP148□	1400mm	800mm	660-1310mm	£484
HASCP168□	1600mm	800mm	660-1310mm	£489
HASCP188□	1800mm	800mm	660-1310mm	£494

## Height Adjustable Desk

Code	Width	Depth	Height	FROM
<b>800 Depth</b>				
HAS128□	1200mm	800mm	660-1310mm	£477
HAS148□	1400mm	800mm	660-1310mm	£482
HAS168□	1600mm	800mm	660-1310mm	£487
HAS188□	1800mm	800mm	660-1310mm	£492

## Boardroom Table

Code	Name	FROM
IHABT1800	Silver Leg Frame Only	£452
IHABT2400	White Leg Frame Only	£452

## Frame Only

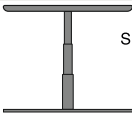
Code	Name	FROM
HASLF	Silver Leg Frame Only	£452
HAWLF	White Leg Frame Only	£452

## Anti-Fatigue Mat

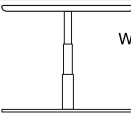
Code	Width	Depth	Height	FROM
AFBB	560mm	460mm	60mm	£56

Specify your leg colour and wood finish using the code suffixes e.g. HAS168 1600□800 Desk with Silver Leg in Beech = HAS168SBCH

## Options:



Silver Legs (□S)



White Legs (□W)




Grey Oak (GRY)



Beech (BCH)



Maple (MPE)



Oak (OAK)




Walnut (WNT)



White (WHT)

# Air Sit-Stand Desk Accessories




Code	Width	Depth	Height	FROM
ICB800	800mm	115 mm	55mm	£52
ICB10	1000mm	115 mm	55mm	£57
ICB12	1200mm	115 mm	55mm	£61
ICB14	1400mm	115 mm	55mm	£66
ICB16	1600mm	115 mm	55mm	£70

- Suggested to use a cable basket smaller than the width of the desk its intended for




Code	Width	Depth	Height	FROM
IP000144 Black Cable Spine	68mm	36mm	1600mm	£42
IP000145 White Cable Spine	68mm	36mm	1600mm	£42
CPU Holder				
IP000089 Silver	205mm	465mm	450mm	£73
IP000090 White	205mm	465mm	450mm	£73
IP000091	205mm	465mm	450mm	£60

## Backdrop Screens



See page 204 for colour options



Oblong Backdrop Screens

Code	Width	Depth	Height	FROM
SBRCR40120	1200mm	20mm	400mm	£142
SBRCR40140	1400mm	20mm	400mm	£145
SBRCR40160	1600mm	20mm	400mm	£151
SBRCR40180	1800mm	20mm	400mm	£172

Wave Backdrop Screens

Code	Width	Depth	Height	FROM
SBRCW40120	1200mm	20mm	400mm	£142
SBRCW40140	1400mm	20mm	400mm	£145
SBRCW40160	1600mm	20mm	400mm	£151
SBRCW40180	1800mm	20mm	400mm	£172



---

# ICONIC ITALIANA RANGE

---







## PRACTICAL

The strong pillar design avoids leg traps and obstacles under the table and effectively maximises the space.



## EYE APPEAL

The brushed steel post leg and base finish is stylish, modern and wear resistant.



## VERSATILE


A mix of round, rectangular and square shapes create unlimited options for meeting and conference tables linked together.




## CHOICE

Tables come in a selection of five wood and one White finish to compliment any meeting area workspace.

## FINISH OPTIONS



Grey Oak (GRY)




Maple (MPE)



Oak (OAK)



Walnut (WNT)



Beech (BCH)



White (WHT)

Italiana Round Table

NEW!



Oak

Code	Width	Depth	Height	FROM	Height	FROM	Height	FROM
IPTRM6	600mm	600mm	475mm	£123	725mm	£128	1145 mm	£148
IPTRM8	800mm	800mm	475mm	£131	725mm	£134	1145 mm	£157
IPTRM10	1000mm	1000mm	475mm	£162	725mm	£169	1145 mm	£178
IPTRM12	1200mm	1200mm	475mm	£168	725mm	£181	1145 mm	£185

For 475mm high use suffix L, for 725mm high use suffix M, for 1145mm high use suffix H. Follow this with the colour suffix for your finish of choice.

- 25mm thick desk top profile
- Brushed stainless steel effect circular base (580mm diameter)
- Brushed stainless steel pillar (76mm diameter)
- Weighted base provides stability
- Two part bolted frame system

Italiana Square Table

NEW!



Beech

Code	Width	Depth	Height	FROM	Height	FROM	Height	FROM
IPTCT6	600mm	600mm	475mm	£128	725mm	£137	1145 mm	£149
IPTCT8	800mm	800mm	475mm	£135	725mm	£144	1145 mm	£156
IPTCT10	1000mm	1000mm	475mm	£158	725mm	£163	1145 mm	£174

For 475mm high use suffix L, for 725mm high use suffix M, for 1145mm high use suffix H. Follow this with the colour suffix for your finish of choice.

- 25mm thick desk top profile
- Brushed stainless steel effect circular base (580mm diameter)
- Brushed stainless steel pillar (76mm diameter)
- Weighted base provides stability
- Two part bolted frame system

Italiana Rectangle Table - 800mm deep

NEW!




Maple

Code	Width	Depth	Height	FROM	Height	FROM	Height	FROM
IPTRF12	1200mm	800mm	475mm	£242	725mm	£251	1145 mm	£273
IPTRF14	1400mm	800mm	475mm	£247	725mm	£256	1145mm	£281
IPTRF16	1600mm	800mm	475mm	£251	725mm	£260	1145mm	£289
IPTRF18	1800mm	800mm	475mm	£256	725mm	£265	1145mm	£299


For 475mm high use suffix L, for 725mm high use suffix M, for 1145mm high use suffix H. Follow this with the colour suffix for your finish of choice.

- 25mm thick desk top profile
- Dual, brushed stainless steel effect circular base (580mm diameter)
- Brushed stainless steel pillars (76mm diameter)
- Weighted base provides stability
- Two part bolted frame system

Select the finish by adding the colour suffix to the end of a product code; an example code: IPTRM12HGRY is a High 1200mm Round Table and a Grey Oak top finish.




Grey Oak (GRY)



Beech (BCH)



Maple (MPE)



Oak (OAK)



Walnut (WNT)



White (WHT)

# Italiana Rectangle Table - 600mm deep NEW!



Maple

Code	Width	Depth	Height	FROM	Height	FROM	Height	FROM
IPTCT12	1200mm	600mm	475mm	£240	725mm	£250	1145 mm	£271

For 475mm high use suffix L, for 725mm high use suffix M, for 1145mm high use suffix H. Follow this with the colour suffix for your finish of choice.

- 25mm thick desk top profile
- Dual, brushed stainless steel effect circular base (580mm diameter)
- Brushed stainless steel pillars (76mm diameter)
- Weighted base provides stability
- Two part bolted frame system

# Italiana High Gloss Table NEW!



Black (BGW)



White (WGW)

Black Gloss

Code	Width	Depth	Height	FROM	Height	FROM	Height	FROM
IPTHG18	1800mm	1200mm	475mm	£474	725mm	£485	1145 mm	£508
IPTHG24	2400mm	1200mm	475mm	£539	725mm	£549	1145 mm	£574

For 475mm high use suffix L, for 725mm high use suffix M, for 1145mm high use suffix H. Follow this with the colour suffix for your finish of choice.

- 25mm thick desk top profile
- Dual, brushed stainless steel effect circular base (580mm diameter)
- Brushed stainless steel pillars (76mm diameter)
- Weighted base provides stability
- Writable desk surface (compatible with Franken marker pens - see page 81)

# Italiana Boardroom Table NEW!




Walnut

Code	Width	Depth	Height	FROM	Height	FROM	Height	FROM
IPTBT18	1800mm	1000mm	475mm	£284	725mm	£284	1145 mm	£316
IPTBT24	2400mm	1000mm	475mm	£321	725mm	£331	1145 mm	£355

For 475mm high use suffix L, for 725mm high use suffix M, for 1145mm high use suffix H. Follow this with the colour suffix for your finish of choice.

- 25mm thick desk top profile
- Dual, brushed stainless steel effect circular base (580mm diameter)
- Brushed stainless steel pillars (76mm diameter)
- Weighted base provides stability
- Two part bolted frame system



Grey Oak (GRY)



Beech (BCH)



Maple (MPE)



Oak (OAK)



Walnut (WNT)



White (WHT)



---

# ICONIC BOX LEG TABLES

---

A variety of tables with a stylish Silver square leg  
suitable for all meeting and conference settings

# Semi-circle Table



Maple



Oak



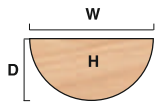
Walnut



Beech



White



Code	Width	Depth	Height	FROM
ISLSC16	1600mm	800mm	725mm	£120

- Iconic free standing meeting table
- Height adjusting feet
- 18mm thick top
- Large, sturdy legs

# Circle Table



Oak



Beech



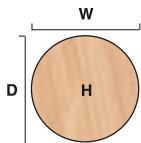
Walnut



Maple



White



Code	Width	Depth	Height	FROM
ISLC12	1200mm	1200mm	725mm	£104

- Attractive Silver coated box leg
- Height adjusting feet
- 2mm ABS protective edging

# Straight Table



Walnut



Oak



Beech



Maple



White



Code	Width	Depth	Height	FROM
ISLST12	1200mm	800mm	725mm	£79
ISLST16	1600mm	800mm	725mm	£104
ISLST18	1800mm	800mm	725mm	£114

## Square

ISLST8	800mm	800mm	725mm	£62
--------	-------	-------	-------	-----

# Trapezium Table



White



Oak



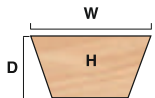
Walnut



Maple



Beech




Code	Width	Depth	Height	FROM
ISLTT16	1600mm	800mm	725mm	£120

- Iconic free standing meeting table
- Height adjusting feet
- 18mm thick top
- Large, sturdy legs




Grey Oak (GRY)



Beech (BCH)



Maple (MPE)



Oak (OAK)



Walnut (WNT)



White (WHT)



---

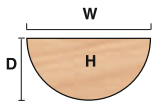
# ICONIC POST LEG TABLES

---





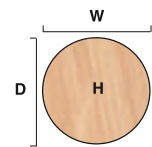
# Semi-circle Table



Code	Width	Depth	Height	FROM
IPLSCT16	1600mm	800mm	725mm	£176

- Iconic free standing meeting table
- Height adjusting feet
- 25mm thick top
- Large and sturdy tubular leg

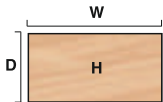
# Circle Table



Code	Width	Depth	Height	FROM
IPLCT12	1200mm	1200mm	725mm	£115

- Attractive Silver coated post leg
- Height adjusting feet
- 2mm ABS protective edging

# Straight Table

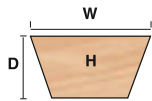


Code	Width	Depth	Height	FROM
IPLST12	1200mm	800mm	725mm	£128
IPLST14	1400mm	800mm	725mm	£141
IPLST16	1600mm	800mm	725mm	£144
IPLST18	1800mm	800mm	725mm	£157

Square

IPLST8	800mm	800mm	725mm	£120
--------	-------	-------	-------	------

# Trapezium Table



Code	Width	Depth	Height	FROM
IPLTT16	1600mm	800mm	725mm	£176

- Iconic free standing meeting table
- Height adjusting feet
- 25mm thick top
- Large and sturdy tubular leg




Grey Oak (GRY)



Beech (BCH)



Maple (MPE)



Oak (OAK)



Walnut (WNT)



White (WHT)

# Folding & Flip-Top Tables

## Rectangular Table




Folding Leg Table in Oak



Folding Leg Table in Beech



Folding Leg Table in Walnut



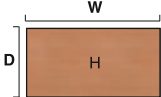
Flip-Top Table in White



Flip-Top Table in Maple



Flip-Top Table in Grey Oak



Folding Leg Table				
Code	Width	Depth	Height	FROM
IFR1200 Rectangle	1200mm	800mm	730mm	£137
IFR1600 Rectangle	1600mm	800mm	730mm	£156
IFR1800 Rectangle	1800mm	800mm	730mm	£164


Flip-Top Table with Castors				
Code	Width	Depth	Height	FROM
IFTR1600 Rectangle	1600mm	800mm	730mm	£179

- Table folds easily for space efficient storage
- Provides excellent team working environment
- Chrome plated steel legs

## Trapezium Table



Oak




Beech



White



Walnut



Maple



Grey Oak



Code	Width	Depth	Height	FROM
IFT1600 Trapezium	1600mm	800mm	730mm	£179

- Table folds easily for space efficient storage
- Provides excellent team working environment
- 2mm ABS protective edging
- Heat resistant
- Chrome plated steel legs

## Semi-circle Table



Oak



Beech



White



Walnut



Maple



Grey Oak




Code	Width	Depth	Height	FROM
IFS1600 Semi-circle	1600mm	800mm	730mm	£179

- Table folds easily for space efficient storage
- Provides excellent team working environment
- 2mm ABS protective edging
- Heat resistant
- Chrome plated steel legs



Grey Oak (GRY)



Beech (BCH)



Maple (MPE)



Oak (OAK)



Walnut (WNT)



White (WHT)

# Conference End Tables

## D-End



Oak



Grey Oak



Walnut



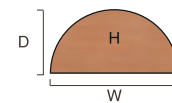
Beech



Maple



White



Code	Width	Depth	Height	FROM
ICD800 D-End	800mm	400mm	730mm	£62
ICD1600 D-End	1600mm	1000mm	730mm	£83

- Stylish Silver legs
- Fits to end of all Impulse desks
- Floor levellers included

## Radial End



Oak



Grey Oak



Walnut



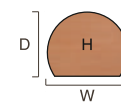
Beech



Maple



White



Code	Width	Depth	Height	FROM
ICR1000 Radial End	1000mm	1100 mm	730mm	£85

- Stylish Silver legs
- Fits to end of all Impulse desks
- Floor levellers included

## Quarter End



Oak



Grey Oak



Walnut



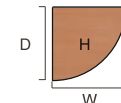
Beech



Maple



White



Code	Width	Depth	Height	FROM
ICE800 Quarter End	800mm	800mm	730mm	£61

- Stylish Silver legs
- Fits to end of all Impulse desks
- Floor levellers included

## Coffee Table



Oak



Walnut



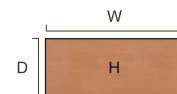
Beech



Maple



White



Code	Width	Depth	Height	FROM
Wooden Panel Legs				
MICT6P	600mm	600mm	450mm	£80
MICT12P	1200mm	600mm	450mm	£98

- Stylish panel legs
- Available in two sizes
- Floor levelers included




Grey Oak (GRY)



Beech (BCH)



Maple (MPE)



Oak (OAK)



Walnut (WNT)



White (WHT)



# Conference

## Panel Leg Tables

### Boardroom Table



Oak



Grey Oak



Beech



Maple



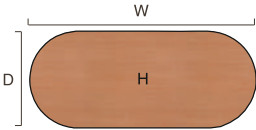
White



Walnut

- High definition wood or White grain finish
- Integrated floor levellers
- Distinctive arrowhead legs

Code	Width	Depth	Height	FROM
MIBT1800	1800mm	1000mm	730mm	£198
MIBT2400	2400mm	1000mm	730mm	£217



## Free-Standing Round Tables



Walnut



Grey Oak



Beech



Maple



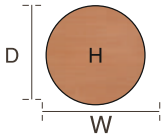
Oak



White

- Distinctive arrowhead legs
- Floor levellers included
- High definition tops

Code	Width	Depth	Height	FROM
MIRMT10	1000mm	1000mm	730mm	£126
MIRM12P	1200mm	1200mm	730mm	£132



Grey Oak (GRY)



Beech (BCH)



Maple (MPE)



Oak (OAK)



Walnut (WNT)



White (WHT)

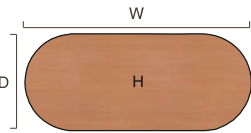
# Conference Post Leg Tables

## Boardroom Table



- High definition wood or White grain finish
- Integrated floor levellers
- Cylinder leg design

Code	Width	Depth	Height	FROM
IBT1800	1800mm	1000mm	730mm	£198
IBT2400	2400mm	1000mm	730mm	£217

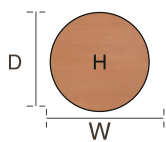


## Free-Standing Round Tables



- Floor levellers included
- High definition tops


Code	Width	Depth	Height	FROM
IRMT10	1000mm	1000mm	730mm	£126
IRM1200	1200mm	1200mm	730mm	£132



Available leg finishes:  
Silver (S)  
Chrome (C)  
Brushed Aluminium (BA)  
White (W)




Grey Oak (GRY)



Beech (BCH)



Maple (MPE)



Oak (OAK)



Walnut (WNT)



White (WHT)



# Storage

Our universal storage products provide a solution for every requirement.

Whether it's 'at desk' storage such as handy pedestal pods or 'away from desk' cupboards & bookcases, we have a wide variety of universal storage options.

Our selection works with the Iconic, Endure Plus and even Air Sit-Stand ranges. The six finishes in these ranges mean that no matter what, our storage partners will match perfectly.

Our core storage units are packed with quality features too.

They include:

- 25mm thick melamine panels
- Adjustable feet for floor levelling on desk high pedestals
- Locks on cupboards, pedestals and filing cabinets
- Anti-tilt safety device on filing cabinets



Desk: 1400 Straight Panel End Desk (p36)



# Endure Plus & Iconic Storage Pedestals

## Desk High Pedestals



IDHP3600  
3 Drawer



IDHP3800  
3 Drawer

- 3 Lockable drawers
- Fully extending telescopic drawer runners
- 1 filing drawer
- 600mm & 800mm deep options

Code	Width	Depth	Height	FROM
IDHP3600	430mm	600mm	730mm	£113
IDHP3800	430mm	800mm	730mm	£132

## Mobile Pedestals



IMP2  
2 Drawer



IMP3  
3 Drawer

- Fully extending telescopic drawer runners
- Lockable castors

Code	Width	Depth	Height	FROM
IMP2	430mm	500mm	510mm	£103
IMP3	430mm	500mm	510mm	£103

## Tall Under Desk Pedestals



NUDP3  
Narrow Under Desk



UDP3  
Under Desk

- 3 Lockable drawers
- Fully extending telescopic drawer runners
- Extra tall mobile pedestal

Code	Width	Depth	Height	FROM
NUDP3	300mm	550mm	695mm	£109
UDP3	440mm	550mm	695mm	£116

Note: Under desk pedestals do not fit underneath 600mm depth or Bench desks

## Fixed Pedestals



FP3  
3 Drawer



FP2  
2 Drawer

- 3 Lockable drawers
- Fully extending telescopic drawer runners
- FP3 has three general storage drawers.
- FP2 has one filing drawer and one stationery drawer

Code	Width	Depth	Height	FROM
FP2	440mm	550mm	410mm	£98
FP3	440mm	550mm	410mm	£104

Note: Fixed Pedestals do not fit underneath 600mm deep desks.

## Steel Pedestals



SMPWHITE  
Steel Mobile  
Pedestal White



SMPSILVER  
Steel Mobile  
Pedestal Silver

- Tough steel construction
- Suspended pen tray organiser included
- Standard width

Code	Width	Depth	Height	FROM
SMPWHITE	390mm	500mm	600mm	£135
SMPSILVER	390mm	500mm	600mm	£135

## Slimline Steel Pedestals



SLMPWHITE  
Slim Steel Mobile  
Pedestal White



SLMPSILVER  
Slim Steel Mobile  
Pedestal Silver

- Tough steel construction
- Suspended pen tray organiser included
- Slimline option

Code	Width	Depth	Height	FROM
SLMPWHITE	300mm	500mm	600mm	£128
SLMPSILVER	300mm	500mm	600mm	£128




Grey Oak (GRY)



Beech (BCH)



Maple (MPE)



Oak (OAK)



Walnut (WNT)



White (WHT)

# Endure Plus & Iconic

## Storage Bookcases



ICO2000  
4 Shelf Open Bookcase



IB2000  
4 Shelf Bookcase



IB1600  
3 Shelf Bookcase



IB1200  
2 Shelf Bookcase



IB800  
Single Shelf Bookcase

- Can be converted to Iconic cupboard with ease
- Discreet floor levellers
- Robust 25mm variable shelves
- Adjustable shelving positions

Code	Width	Depth	Height	FROM
IB800	800mm	400mm	800mm	£86
IB1200	800mm	400mm	1200mm	£113
IB1600	800mm	400mm	1600mm	£137
IB2000	800mm	400mm	2000mm	£159
ICO2000	800mm	400mm	2000mm	£198

## Endure & Iconic Storage Cupboards



IC2000  
4 Shelf Cupboard



IC1600  
3 Shelf Cupboard



IC1200  
2 Shelf Cupboard



IC800  
Single Shelf Cupboard



IDH600  
Single Shelf, Extra Depth Cupboard

- Strong 18mm backboards
- Lockable full length doors
- Discreet floor levellers
- Robust 25mm variable shelves

Code	Width	Depth	Height	FROM
IC800	800mm	400mm	800mm	£113
IC1200	800mm	400mm	1200mm	£141
IC1600	800mm	400mm	1600mm	£170
IC2000	800mm	400mm	2000mm	£208

Desk High - 600 Extra Depth Cupboard

IDH600	800mm	600mm	730mm	£141
--------	-------	-------	-------	------



Grey Oak (GRY)




Beech (BCH)



Maple (MPE)



Oak (OAK)



Walnut (WNT)



White (WHT)

# Endure Plus & Iconic

## Storage Filing Cabinets

### Filing Cabinets - 4 Drawers



IFC4WNT

- 4 lockable drawers
- Fully extending telescopic drawer runners
- Floor levellers
- Stylish Silver handles

Code	Width	Depth	Height	FROM
IFC4	500mm	600mm	1445mm	£194



IFC4GRY

IFC4MPE

IFC4BCH

IFC4OAK

IFC4WHT

### Filing Cabinets - 3 Drawers



IFC3GRY

- 3 lockable drawers
- Fully extending telescopic drawer runners
- Floor levellers
- Stylish Silver handles

Code	Width	Depth	Height	FROM
IFC3	500mm	600mm	1125mm	£176



IFC3OAK

IFC3MPE

IFC3BCH

IFC3WHT

IFC3WNT

### Filing Cabinets - 2 Drawers



IFC2OAK

- 2 lockable drawers
- Fully extending telescopic drawer runners
- Floor levellers
- Stylish Silver handles

Code	Width	Depth	Height	FROM
IFC2	500mm	600mm	800mm	£156



IFC2WNT

IFC2WHT

IFC2GRY

IFC2MPE

IFC2BCH

### Desk High Side Filers - 2 Drawers



IDHF600BCH

- Fully extending telescopic drawer runners
- Floor levellers
- Stylish Silver handles
- Fits on the end of an Impulse or Evolve Plus desk

Code	Width	Depth	Height	FROM
IDHF600	800mm	600mm	730mm	£246



IDHF600GRY

IDHF600OAK

IDHF600MPE

IDHF600WNT

IDHF600WHT




Grey Oak (GRY)



Beech (BCH)



Maple (MPE)



Oak (OAK)



Walnut (WNT)



White (WHT)



## SLICK GLOSS

---

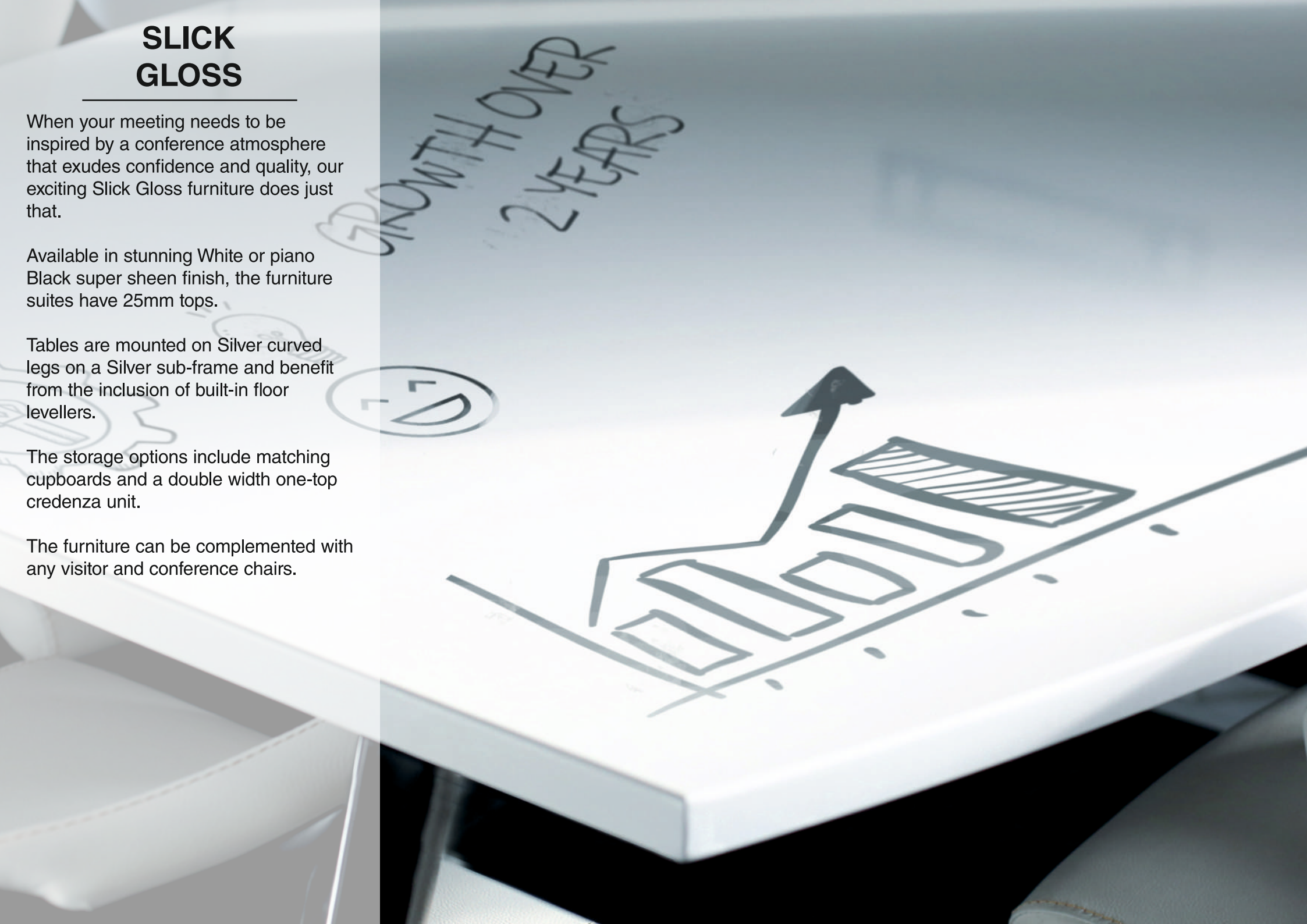
When your meeting needs to be inspired by a conference atmosphere that exudes confidence and quality, our exciting Slick Gloss furniture does just that.

Available in stunning White or piano Black super sheen finish, the furniture suites have 25mm tops.

Tables are mounted on Silver curved legs on a Silver sub-frame and benefit from the inclusion of built-in floor levellers.

The storage options include matching cupboards and a double width one-top credenza unit.

The furniture can be complemented with any visitor and conference chairs.





Boardroom Tables  
Page 68



Cupboards  
Page 69



Reception Counters  
Page 69

# SLICK GLOSS

# Slick Gloss Writable Boardroom Tables



Perfect with FRANKEN Board Marker  
Pens found on page 81

- Easy wipe-clean writable surface
- Extra large table to seat up to 8 people
- Floor levellers included
- Stylish slow curve boat shape
- MDF High gloss surface

Code	Width	Depth	Height	FROM
BGW2400BT (Black)	2400mm	1200mm	800mm	£610
WGW2400BT (White)	2400mm	1200mm	800mm	£610
BGW1800BT (Black)	1800mm	1200mm	800mm	£507
WGW1800BT (White)	1800mm	1200mm	800mm	£507

## Slick Gloss Height Adjustable Writable Boardroom Tables

**NEW!**



Code	Width	Depth	Height	FROM
HABGW1800 (Black)	1800mm	1200mm	660-1310mm	£589
HAWGW1800 (White)	1800mm	1200mm	660-1310mm	£589
HABGW2400 (Black)	2400mm	1200mm	660-1310mm	£691
HAWGW2400 (White)	2400mm	1200mm	660-1310mm	£691

Leg colour options: Silver (SBT), White (WBT).  
Example code: HAWGW2400SBT is a 2400 Writable Boardroom  
Table in White High Gloss with Silver Height Adjustable Legs.




Black (BGW)



White (WGW)



# Slick Gloss Reception Desks



Black & Matt White  
RD006HGBLACK



Matt & Gloss White  
RD006HGWWHITE



- Fully operational reception counter
- Discreet floor levellers
- Silver feature supports

Code	Width	Depth	Height	FROM
RD006HG (Black)	2485mm	835mm	1030mm	£789

Units include a matching storage unit with two stationery drawers and a filing drawer

Code	Width	Depth	Height	FROM
RD006HG (White)	2485mm	835mm	1030mm	£789

## Desk High Cupboard

- Stunning slick gloss finish
- Discreet floor levellers included
- Lockable cupboard doors

Code	Width	Depth	Height	FROM
DHCB01 (Black)	800mm	600mm	725mm	£304
DHCW01 (White)	800mm	600mm	725mm	£304



## Desk High Dual Credenza Cupboards

- Dual cupboard unit
- 4 lockable doors
- 25mm high gloss top

Code	Width	Depth	Height	FROM
I000909 (Black)	1600mm	600mm	725mm	£708
I000908 (White)	1600mm	600mm	725mm	£708




Black (BA)



White (WA)

# Desk Accessories

## Cable Management Tray (Universal)



Cable Management Tray  
ICB1600

Code	Width	Depth	Height	FROM
ICB800SLV	800mm	115 mm	55mm	£52
ICB10SLV	1000mm	115 mm	55mm	£57
ICB12SLV	1200mm	115 mm	55mm	£61
ICB14SLV	1400mm	115 mm	55mm	£61
ICB16SLV	1600mm	115 mm	55mm	£70


Fits Iconic, Air Sit-Stand & Endure single bench.

## Pose Monitor Arms & Accessories

**NEW!**



Anti-Fatigue Mat  
AFBB



Laptop Holder  
LTH037

Code	Screen Size	Weight Limit	Tilt Range	FROM
Single arm PE01	10" to 27"	5kg	-85° to 15°	£56
Dual Arms PE02	10" to 27"	5kg	-85° to 15°	£85

Laptop Holder

LTH037	10" to 27"	5kg	-	£30
--------	------------	-----	---	-----

Anti-Fatigue Mat

Code	Width	Depth	Height	FROM
AFBB	560mm	460mm	60mm	£56

## Power & Network Cables



Name	Code	FROM
1M 4 Socket Extension	KC0279	£68
4M 4 Socket Extension	KC0280	£73
5M 4 Socket Extension	KC0281	£74
6M 4 Socket Extension	KC0282	£78
1M Ethernet Cable	IP000080	£21
4M Ethernet Cable	IP000083	£23
5M Ethernet Cable	IP000084	£23
6M Ethernet Cable	IP000085	£25

- Conforms to BS standards

# Cable Management Spine



Name	Code	Width	Depth	Height	FROM
Black Cable Spine	SP116	140mm	-	630mm	£51
Grey Cable Spine	SP116G	140mm	-	630mm	£51
White Cable Spine	SP116O	140mm	-	630mm	£51

## Sit-Stand Cable Spine (See page 46 for Sit-Stand desking)

Name	Code	Width	Depth	Height	FROM
Black Cable Spine	IP000144	68mm	36mm	1600mm	£42
White Cable Spine	IP000145	68mm	36mm	1600mm	£42

# Desk Top Screen (For Iconic desk)



□Desk clamps included

- Upholstery:**
- BLK = Black Fabric
  - BLU = Blue Fabric
  - UP = Bespoke Upholstery
- Metal Finishes:**
- S = Silver Finish
  - W = White Finish
- Fits all Iconic desks

Code	Width	Depth	Height	FROM	
ISS1200	1200mm	25mm	400mm	£63	£71
ISS1400	1400mm	25mm	400mm	£69	£76
ISS1600	1600mm	25mm	400mm	£75	£76
ISS1800	1800mm	25mm	400mm	£78	£84

# Steel Mobile Pedestals



SMP - Standard Width



SLMP - Slimline

Name	Code	Width	Depth	Height	FROM
Silver Pedestal	SMPSILVER	395mm	560mm	565mm	£135
White Pedestal	SMPWHITE	395mm	560mm	565mm	£135

Name	Code	Width	Depth	Height	FROM
Silver Slim Pedestal	SLMPSILVER	310mm	565mm	560mm	£128
White Slim Pedestal	SLMPWHITE	310mm	565mm	560mm	£128



# Iconic Plus Screens

Desk high fabric screens define personal areas whilst creating a more private feel.

Floor standing screens define personal space more acutely whilst acrylic desk mounted screens provide a stylish and contemporary space-defining solution.

Our designers have also created backdrop screens to fit height adjusting desks and other workstations to double up as a modesty panel and hide wire management systems.

Our UK manufactured screens are all fully guaranteed and come in a choice of the nine most popular fabrics with scores of other fabrics available on demand.

Iconic Plus desk high screens are all designed to fit the Iconic desking range and come complete with fitting clamps suitable for standard 25mm thick desk tops with a back-of-desk overhang.



Desk: 1200 Straight Systems Desk (p32)  
Storage: 3 Drawer Mobile Pedestal (p63)



## BIG SELECTION

Our screens come in a variety of shapes & sizes. Complete with clamps to fit our iconic desking or feet for floor standing.



## QUALITY ENGINEERED

All screens have thermoset polyester powder coated frames, combustion modified foam and flame retardant fabrics to ensure the highest quality.



## COLOUR YOUR WORLD

Our screens are available in a huge range of fabrics and colours. We have, however, selected the nine most popular to make ordering simpler.



## QUICK SUPPLY

Our screens can be supplied typically within five working days of order making it one of the largest express delivery screen ranges available today.

## FINISH OPTIONS



Beige  
(BGE)



Black  
(BLK)



Burgundy  
(BGY)



Lead  
(LED)



Light Grey  
(LGY)



Palm Green  
(GRN)



Powder Blue  
(PBL)



Royal Blue  
(RBL)



Sky Blue  
(SBL)



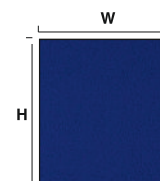
# Iconic Plus

## Floor Screens



## Screens

- Free-standing floor screen with stabilising feet included
- Excellent at absorbing sound

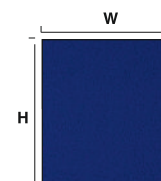


Code	Width	Depth	Height	FROM
SFR165120	1200mm	28mm	1650mm	£180
SFR165160	1600mm	28mm	1650mm	£196
SFR180120	1200mm	28mm	1800mm	£204
SFR180160	1600mm	28mm	1800mm	£212

## Vision Screens



- Clear acrylic shatter-proof vision panels
- Gives an overview of office or public areas
- uPVA protective edge trim
- Combustion modified foam as standard

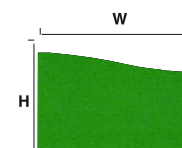
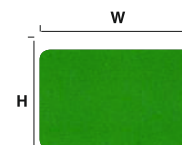


Code	Width	Depth	Height	FROM
SFH165120	1200mm	28mm	1650mm	£274
SFH180120	1200mm	28mm	1800mm	£286

## Backdrop Screen



- Our backdrop screens have a 20cm screen surface area below the top of the desk.
- The height relates to the screen size from desk top to top of the screen.
- All backdrops have a 5mm gap at the back of the desk for cable feed



### Oblong Backdrop Screens


Code	Width	Depth	Height	FROM
SBRCR40120	1200mm	20mm	400mm	£142
SBRCR40140	1400mm	20mm	400mm	£145
SBRCR40160	1600mm	20mm	400mm	£151
SBRCR40180	1800mm	20mm	400mm	£172

### Wave Backdrop Screens

Code	Width	Depth	Height	FROM
SBRCW40120	1200mm	20mm	400mm	£142
SBRCW40140	1400mm	20mm	400mm	£145
SBRCW40160	1600mm	20mm	400mm	£151
SBRCW40180	1800mm	20mm	400mm	£172

See page 46 for Air Sit-Stand  
Height Adjustable Desks

Add colour code to the end of the product code.  
Fabric options are not available for Acrylic  
Screens.



Beige  
(BGE)



Black  
(BLK)



Burgundy  
(BGY)



Lead  
(LED)



Light Grey  
(LGY)



Palm Green  
(GRN)



Powder Blue  
(PBL)



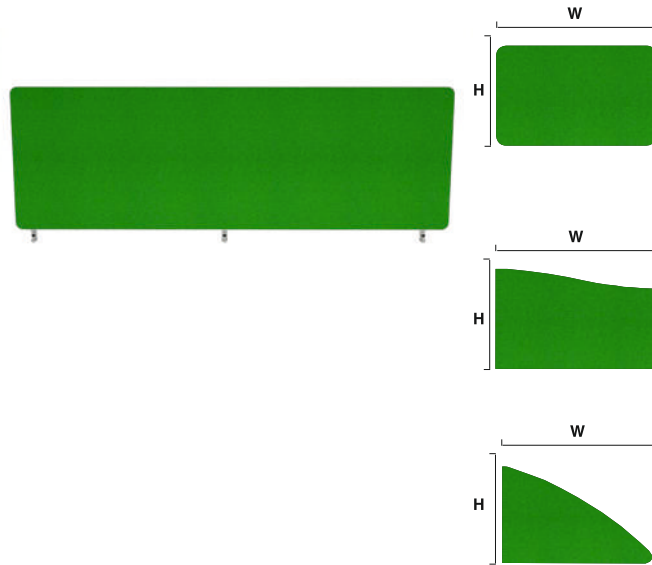
Royal Blue  
(RBL)



Sky Blue  
(SBL)



# Desktop Screens



Oblong Straight Corner

Code	Width	Depth	Height	FROM
SDR4580	800mm	28mm	450mm	£90
SDR45100	1000mm	28mm	450mm	£97
SDR45120	1200mm	28mm	450mm	£97
SDR45140	1400mm	28mm	450mm	£101
SDR45160	1600mm	28mm	450mm	£102
SDR45180	1800mm	28mm	450mm	£117

Wave Straight Corner

SDW4580	800mm	28mm	450mm	£114
SDW45100	1000mm	28mm	450mm	£121
SDW45120	1200mm	28mm	450mm	£123
SDW45140	1400mm	28mm	450mm	£125
SDW45160	1600mm	28mm	450mm	£126
SDW45180	1800mm	28mm	450mm	£142

Angle Desktop Screens

SDA4580	800mm	28mm	450mm	£114
SDA45100	1000mm	28mm	450mm	£121
SDA45120	1200mm	28mm	450mm	£123
SDA45140	1400mm	28mm	450mm	£125
SDA45160	1600mm	28mm	450mm	£126
SDA45180	1800mm	28mm	450mm	£142

Oblong Rounded Corners


Code	Width	Depth	Height	FROM
SDRCR4080	800mm	28mm	400mm	£114
SDRCR40100	1000mm	28mm	400mm	£116
SDRCR40120	1200mm	28mm	400mm	£120
SDRCR40140	1400mm	28mm	400mm	£124
SDRCR40160	1600mm	28mm	400mm	£126
SDRCR40180	1800mm	28mm	400mm	£147

Wave Rounded Corner

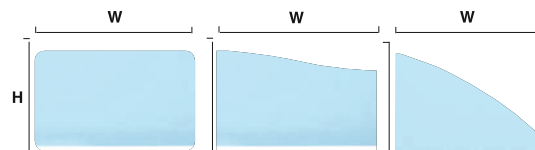
SDRCW4080	800mm	28mm	400mm	£114
SDRCW40100	1000mm	28mm	400mm	£116
SDRCW40120	1200mm	28mm	400mm	£120
SDRCW40140	1400mm	28mm	400mm	£124
SDRCW40160	1600mm	28mm	400mm	£126
SDRCW40180	1800mm	28mm	400mm	£147

- Sound absorbing acoustic qualities
- Defines working space area
- uPVA protective edge trim
- Flame retardant fabric to BS476-Part 7
- Combustion modified foam as standard

# Acrylic Screens



- Simple, clean lines with frosted acrylic finish
- Easy to use fixing clamps included
- Durable, wipe-clean surfaces



Only available in frosted Blue

Oblong Desktop Screen


Code	Width	Depth	Height	FROM
SAO04801	800mm	6mm	400mm	£189
SAO41401	1400mm	6mm	400mm	£223
SAO41601	1600mm	6mm	400mm	£250
SAO41801	1800mm	6mm	400mm	£273

Wave Desktop Screen

SAS04801	800mm	6mm	400mm	£189
SAS41401	1400mm	6mm	400mm	£223
SAS41601	1600mm	6mm	400mm	£250
SAS41801	1800mm	6mm	400mm	£273

Angle Desktop Screen

SAA04801	800mm	6mm	400mm	£189
SAA41401	1400mm	6mm	400mm	£223
SAA41601	1600mm	6mm	400mm	£250
SAA41801	1800mm	6mm	400mm	£273



Beige  
(BGE)



Black  
(BLK)



Burgundy  
(BGY)



Lead  
(LED)



Light Grey  
(LGY)



Palm Green  
(GRN)



Powder Blue  
(PBL)



Royal Blue  
(RBL)



Sky Blue  
(SBL)

# PRESENTATIONAL

The Franken brand of presentation products is the most popular in Europe. Designed and engineered in Germany, the range matches proven quality with outstanding value.

The Whiteboards, flipcharts, notice boards, frames, screens, planners and other presentational products all carry the reassurance of years of reliability and the exceptional relevance to the market that 40 years of manufacturing gives Franken.

They are all fully guaranteed and have passed the stringent tests placed on them by the UK and European standards institutes.

Ensure you make a positive connection in the modern workplace with Franken products – Made For Teamwork.



**FRANKEN**  
made for teamwork

Contact our sales team for a full range FRANKEN visual communications catalogue.







Drywipe Boards  
Page 78



Magnetic Whiteboards  
Page 78



Magnetic Flipcharts  
Page 79



Magnetic Revolving  
Whiteboards  
Page 79



Felt Pin Boards  
Page 80



Cork Pin Boards  
Page 80



Glass Magnetic  
Whiteboards  
Page 81



Accessories  
Page 81

# PRESENTATIONAL

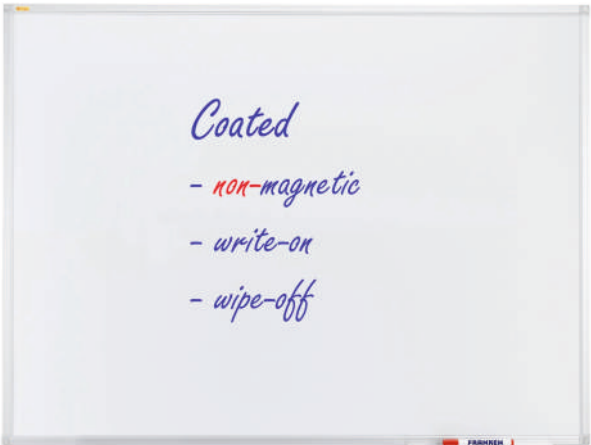


# Drywipe Whiteboard

- Anodised aluminium frame
- Sturdy steel backed construction on ValueLine boards
- Melamine backing on Contract boards
- Can be displayed portrait or landscape
- Integrated marker tray and wall mounting kit



Set of 4 Marker Pens  
Available on page 81



# ValueLine Drywipe Whiteboard

Code	Width	Height	FROM
SC3012	450mm	600mm	£17
SC3002	900mm	600mm	£25
SC3003	1200mm	900mm	£40
SC3019	1200mm	1200mm	£54
SC3014	1500mm	1200mm	£62
SC3005	1800mm	1200mm	£80
SC3006	2400mm	1200mm	£102



# Contract Drywipe Whiteboard

Code	Width	Height	FROM
SC2002	900mm	600mm	£21
SC2003	1200mm	900mm	£34
SC2005	1800mm	1200mm	£59



# Magnetic Whiteboard

- Sturdy steel backed construction on ValueLine boards
- Eco-friendly recycled fibreboard backing on Contract boards
- Anodised aluminium frame
- Can be displayed portrait or landscape
- Integrated marker tray and wall mounting kit



A4 Document Holder  
Available on page 81



Set of Magnets  
Available on page 71

# ValueLine Lacquered Steel Whiteboard

Code	Width	Height	FROM
WB14560	450mm	600mm	£19
WB16090	900mm	600mm	£31
WB190120	1200mm	900mm	£54
WB1120120	1200mm	1200mm	£72
WB1120180	1800mm	1200mm	£105
WB1120240	2400mm	1200mm	£133
WB1120300	3000mm	1200mm	£181



# Contract Magnetic Whiteboard

Code	Width	Height	FROM
SC2102	900mm	600mm	£19
SC2103	1200mm	900mm	£31
SC2105	1800mm	1200mm	£79



## Flipchart Board

- Sturdy steel backed construction on ValueLine boards
- Integrated marker tray
- Quick change holder for standard flipchart pads
- Tripod height adjustment allows up to 1880mm
- Mobile height adjustment allows up to 2000mm



A4 Document Holder  
Available on page 81



Flipchart Paper  
Available on page 81

## ValueLine Flipchart Easel

Description	Code	Width	Depth	Height	FROM
Magnetic Tripod Flipchart Easel	EL-FC20	680mm	1100 mm	1880mm	£71
Magnetic Tripod Flipchart Easel with 2 Extendable Arms	EL-FC22	680mm	1100 mm	1880mm	£79
Magnetic Mobile Flipchart Easel	EL-FC31	600mm	1100 mm	1880mm	£114

## Contract Flipchart Easel

Description	Code	Width	Depth	Height	FROM
Non-Magnetic Tripod Flipchart Easel	EL-FC10DY	680mm	1050mm	1880mm	£46
Magnetic Mobile Flipchart Easel	EL-FC31DY	680mm	600mm	1880mm	£95



## Magnetic Revolving Whiteboard

- 360° revolving boards that can be fixed at any angle
- Magnetic drywipe surface
- Robust White stand
- Dual steering castors ensure perfect mobility
- Integrated marker tray



Set of Magnets  
Available on page 81



Set of 4 Marker Pens  
Available on page 81

## Revolving Whiteboard

Code	Width	Depth	Height	FROM
STC201	900mm	670mm	1200mm	£218
STC206	1200mm	670mm	1200mm	£319
STC202	1500mm	670mm	1000mm	£318
STC207	1500mm	670mm	1200mm	£358
STC203	2000mm	670mm	1000mm	£376
STC204	1200mm	670mm	1800mm	£382



# Felt Pin Board

- Silver anodised aluminium frame
- Includes mounting kit
- Can be displayed portrait or landscape
- Sturdy steel backed construction on ValueLine boards
- Eco-friendly recycled fibreboard backing on Contract boards



Assorted Round Push Pins  
Available on page 81



## ValueLine Felt Pin Board

Code	Width	Height	FROM
PT1312	600mm	450mm	£19
PT1302	900mm	600mm	£23
PT1303	1200mm	900mm	£33
PT1319	1200mm	1200mm	£45
PT1314	1500mm	1200mm	£51
PT1305	1800mm	1200mm	£68
PT1306	2400mm	1200mm	£87



## Contract Felt Pin Board (Blue & Grey Felt Only)

Code	Width	Height	FROM
PT2302	900mm	600mm	£18
PT2303	1200mm	900mm	£31
PT2305	1800mm	1200mm	£49



# Cork Pin Board

- Silver anodised aluminium frame
- Includes mounting kit
- Can be displayed portrait or landscape
- Sturdy steel backed construction on ValueLine boards
- Eco-friendly recycled fibreboard backing on Contract boards

Assorted Round Push Pins  
Available on page 81



## ValueLine Cork Board

Code	Width	Height	FROM
KT1412	600mm	450mm	£19
KT1402	900mm	600mm	£23
KT1403	1200mm	900mm	£33
KT1419	1200mm	1200mm	£51
KT1414	1500mm	1200mm	£56
KT1405	1800mm	1200mm	£71
KT1406	2400mm	1200mm	£91






# Glass Whiteboard

- Ideal for practical planning or for decoration
- Can be used with board or chalk markers
- Glass surface with a 25 year guarantee
- Includes mounting kit



Neon Chalk Markers  
Available below



Silver Cube Magnets  
Available below



Chrome Magnets  
Available below

## Magnetic Glass Board - Optical White

Code	Width	Height	FROM
GTL9012009	1200mm	900mm	£125
GTL12012009	1200mm	1200mm	£190
GTL12015009	1500mm	1200mm	£225
GTL12018009	1800mm	1200mm	£252
GTL12020009	2000mm	1200mm	£284
GTL12024009	2400mm	1200mm	£340



## Accessories



Name	Code	Size	FROM
Drywipe Board			
Board Markers 4 Pieces Colours	Z1999	2-6mm	£5
Magnetic Board			
10 Various Colour Magnets	HM10 99	13mm	£3
10 Various Colour Magnets	HM20 99	24mm	£4
A4 Magnetic Grey Document Holder	ITSA4M 12	215x302mm	£6
Flipchart			
100 Sheets Flipchart White Paper	F2120	680x980mm	£33
1 Flipchart Marker Red	Z220001	2-6mm	£3
1 Flipchart Marker Green	Z220002	2-6mm	£3
1 Flipchart Marker Blue	Z220003	2-6mm	£3
1 Flipchart Marker Black	Z220010	2-6mm	£3



Name	Code	Size	FROM
Revolving Whiteboard			
Board Markers 4 Pieces Colours	Z1999	2-6mm	£6
Felt & Cork Pinboard			
Assorted Round Push pins 100	4300/100 99	150mm	£4
Magnetic Glass Board			
4 Silver Magnet Cube	HMN1010	10x10x10mm	£17
5 Chrome Magnets	HM16CR/5	16mm	£12
5 Chrome Magnets	HM22CR/5	22mm	£14
5 Chrome Magnets	HM25CR/5	25mm	£16
5 Chrome Magnets	HM30CR/5	30mm	£16
6 Chrome Magnets	HMS13	10mm	£9
1 Neon Yellow Chalk Marker	ZKM L04	2-5mm	£4
1 Neon Pink Chalk Marker	ZKM L07	2-5mm	£4
1 Neon Green Chalk Marker	ZKM L19	2-5mm	£4
4 Neon Chalk Marker Various Colours	ZKM L99	2-5mm	£11

## Q2 STEEL STORAGE

Made in the UK, the Q2 range provides outstanding value with a 5 year warranty.

All branded units will provide footscap and A4 filing. Filing cabinets and stationery cupboards feature flush front letter box drawer and door pulls.

Filing cabinets have integral contents badge holders.

For maximum security and peace of mind, all Q2 storage is fully lockable. The drawer units even benefit from anti-tilt safety mechanisms that are fitted as standard.

All products are supplied fully assembled, with the added option of also being available flat packed for on-site assembly to overcome any access issues.





2 Drawer Filing Cabinet  
Page 84



3 Drawer Filing Cabinet  
Page 84



4 Drawer Filing Cabinet  
Page 84



2m Tall Tambour  
Page 85



1m Tall Tambour  
Page 85



Tall 2 Door Cupboards  
Page 86



2 Door Cupboards  
Page 86



Steel Lockers  
Page 87



Steel Storage Accessories  
Page 87

# Q2 STEEL STORAGE



# Q2 Filing Cabinets

## 2 Drawer Filing Cabinet



Black  
Q2FCBLK



Light Grey  
Q2FCGRY



White  
Q2FCWHT

- Flush front letter box drawer pulls with integrated contents badge holders
- Light texture epoxy powder coated
- Fully lockable
- Integral anti-tilt safety mechanism fitted
- Manufacturer's guarantee
- Soft, protective feet
- Supplied assembled as standard
- Integrated contents badge

5Years  
Warranty

Code	Width	Depth	Height	FROM
Q2FC	458mm	622mm	711 mm	£109

Comes in Light Grey, White & Black finishes as standard.

## 3 Drawer Filing Cabinet



Black  
Q3FCBLK



Light Grey  
Q3FCGRY



White  
Q3FCWHT

- Flush front letter box drawer pulls with integrated contents badge holders
- Light texture epoxy powder coated
- Fully lockable
- Integral anti-tilt safety mechanism fitted
- Manufacturer's guarantee
- Soft, protective feet
- Supplied assembled as standard
- Integrated contents badge

5Years  
Warranty

Code	Width	Depth	Height	FROM
Q3FC	458mm	622mm	1009mm	£133

Comes in Light Grey, White & Black finishes as standard.

## 4 Drawer Filing Cabinet



Black  
Q4FCBLK



Light Grey  
Q4FCGRY



White  
Q4FCWHT

- Flush front letter box drawer pulls with integrated contents badge holders
- Light texture epoxy powder coated
- Fully lockable
- Integral anti-tilt safety mechanism fitted
- Manufacturer's guarantee
- Soft, protective feet
- Supplied assembled as standard
- Integrated contents badge

5Years  
Warranty

Code	Width	Depth	Height	FROM
Q4FC	458mm	622mm	1320mm	£148

Comes in Light Grey, White or Black finishes as standard.

Select your colour by adding the relevant colour code suffix to the item; e.g. Q3FCBLK = 3 Drawer filing cabinet in Black



Black (BLK)



Light Grey (GRY)



White (WHT)

# Q2 Steel Tambour Cupboards

## 2m Tall Tambour



Black  
Q2STBLK



Light Grey  
Q2STGRY



White  
Q2STWHT

- Tough, epoxy powder coated finish
- Supplied ready to take internals to suit users needs
- Light textured paint treatment
- Triple point locking for maximum security
- Soft, protective feet
- Attractive discreet handle
- Matching colour doors
- Strong high grade steel carcass


**5Years**  
Warranty

Code	Width	Depth	Height	FROM
Q2ST	1003mm	507mm	2000mm	£285

Comes in Light Grey & White finishes as standard.  
Black finish is made to order.

Supplied ready to add own choice of internal fittings (page 87).  
Roll out fittings recommended for bottom half of unit only.

## 1m Tall Tambour



Black  
Q1STBLK



Light Grey  
Q1STGRY



White  
Q1STWHT

- Tough, epoxy powder coated finish
- Supplied ready to take internals to suit users needs
- Light textured paint treatment
- Triple point locking for maximum security
- Soft, protective feet
- 5 year manufacturers guarantee
- Attractive discreet handle
- Matching colour doors
- Strong high grade steel carcass

**5Years**  
Warranty

Code	Width	Depth	Height	FROM
Q1ST	1003mm	507mm	1016mm	£228

Comes in Light Grey & White finishes as standard.  
Black finish is made to order.

Supplied ready to add own choice of internal fittings (page 87).  
Roll out fittings recommended for the bottom half of unit only.

Select your colour by adding the relevant colour code suffix to the item; e.g. Q1STBLK = 1m Tall Tambour in Black



Black (BLK)



Light Grey (GRY)



White (WHT)

# Q2 Steel Stationery Cupboards

## 1830mm Tall 2 Door Cupboards



Black  
QC2BLK



Light Grey  
QC2GRY



White  
QC2WHT

- Stunning epoxy powder coated treatment
- Supplied with shelves
- Add own choice of internal fittings (page 87)
- Light textured paint finish
- Triple locking for maximum security
- High grade steel carcass
- Supplied assembled

5Years  
Warranty

Code	Width	Depth	Height	FROM
QC2	915mm	458mm	1830mm	£165

Comes in Light Grey, White or Black finishes as standard.  
Supplied ready to add own choice of internal fittings (page 87).  
Roll out fittings recommended for bottom half of unit only.

## 1020mm Tall 2 Door Cupboards



Black  
QC1BLK



Light Grey  
QC1GRY



White  
QC1WHT

- Stunning epoxy powder coated treatment
- Supplied with shelf
- Add own choice of internal fittings (page 87)
- Light textured paint finish
- Triple locking for maximum security
- High grade steel carcass
- Supplied assembled

5Years  
Warranty

Code	Width	Depth	Height	FROM
QC1	915mm	458mm	1020mm	£134

Comes in Light Grey, White or Black finishes as standard.  
Supplied ready to add own choice of internal fittings (page 87).  
Roll out fittings recommended for the bottom half of unit only.

Select your colour by adding the relevant colour code suffix to the item; e.g. QC1GRY = 1000mm Tall 2 Door Cupboards in Light Grey



Black (BLK)



Light Grey (GRY)



White (WHT)



# Q2 Steel Lockers



1 Door  
GL1DA2BLK



2 Doors  
GL2DA2GRY



4 Doors  
GL4DA2GRY



6 Doors  
GL6DA2WHT

- Stunning epoxy powder coated treatment
- Light textured paint finish
- 5 year manufacturers guarantee
- Made in the UK
- High grade steel carcass
- Finished in Light Grey
- 2 key mastered series
- Standard cam lock fitted
- FIRA certified

5Years  
Warranty

Name	Code	Width	Depth	Height	FROM
1 Door	GL1DA2	305mm	458mm	1780mm	£125
2 Door	GL2DA2	305mm	458mm	1780mm	£138
4 Door	GL4DA2	305mm	458mm	1780mm	£195
6 Door	GL6DA2	305mm	458mm	1780mm	£234

Comes in Light Grey as standard, White or Black finishes are made to order.



Black (BLK)



Light Grey (GRY)




White (WHT)

# Q2 Steel Storage Accessories



Multi Purpose Shelf  
QMPSGRY



Suspended Frame  
QRSFGRY

5Years  
Warranty

Name	Code	Width	Depth	FROM
Multi Purpose Shelf	QMPSGRY	913mm	390mm	£13
Lateral Filing Frame	QLFSGRY	908mm	390mm	£32
Roll Out Shelf	QRRSGRY	838mm	385mm	£60
Suspended Frame	QRSFGRY	800mm	330mm	£129

Roll out fittings recommended for the bottom half of unit only.

# SECURITY

Security has never been more important than in today's modern office. It is critical that confidential documents, valuables and financial records are kept safe.

We are all carrying more valuable items with us as well - and sometimes these need extra secure storage when not in use. Phoenix is the UK's leading office and home security specialist.

We are proud to offer a vast range of Phoenix security products. Have a browse through the following pages for examples of their most popular solutions.



Fire Protection  
Paper



Fire Protection  
Data



Fire Protection  
Digital Media



Water  
Resistant



Electronic Lock



Drop Tested



Changeable  
Lock



Key Lock



Recommended  
Insurance  
Rating



# Phoenix Security

## Cash Deposit Security Safe



- **SECURITY PROTECTION:** Recommended for overnight cash cover of £3,120 cash or £31,200 valuables.
- **DEPOSIT FACILITY:** Fitted with a special Phoenix tilting baffle plate to ensure that the contents cannot be 'fished out'.
- **CONSTRUCTION:** Constructed with a 12mm steel plate door and 6mm body.
- **FIXING:** Supplied with fixing bolts for concrete floors.

Front Loading Cashier Deposit safe for 24 hour cash management.

Code / Lock Type				External			Internal			Weight	Volume
Key	FROM	Electronic	FROM	Width	Depth	Height	Width	Depth	Height		
PX0015	£410	PX0013	£492	340mm	380mm	480mm	328mm	323mm	448mm	54kg	47 Litres
PX0018	£569	PX0016	£651	340mm	380mm	700mm	328mm	323mm	646mm	68kg	68 Litres
PX0021	£804	PX0019	£887	510mm	510mm	760mm	495mm	415mm	315mm	130kg	92 Litres



## Commercial Key Cabinet



- **SPECIAL FEATURES:** Each unit comes with adjustable hook bars and number labels to suit.
- The 400 and 600-hook units are double door cabinets.
- **FIXING:** The cabinets have pre-drilled fixing holes for wall mounting.
- **LOCKING:** Fitted with a high quality cylinder key lock or electronic code lock with 4 digit user code.
- **FINISH:** Finished in a high quality durable powder coated finish.

A series of high quality Key Cabinets ranging from 42 hooks up to 600 hook units.

Code / Lock Type				External			Internal			Weight	Hooks
Key	FROM	Electronic	FROM	Width	Depth	Height	Width	Depth	Height		
PX0047	£72	PX0046	£140	270mm	80mm	350mm	N/A	N/A	N/A	4kg	42 Hooks
PX0051	£82	PX0050	£171	300mm	80mm	450mm	N/A	N/A	N/A	6kg	64 Hooks
PX0055	£108	PX0054	£204	380mm	80mm	550mm	N/A	N/A	N/A	7kg	100 Hooks
PX0059	£140	PX0058	£251	380mm	140mm	550mm	N/A	N/A	N/A	11kg	200 Hooks
PX0063	£204	PX0062	£349	380mm	205mm	550mm	N/A	N/A	N/A	14kg	300 Hooks
PX0067	£243	PX0066	£394	730mm	140mm	550mm	N/A	N/A	N/A	20kg	400 Hooks
PX0070	£332	PX0069	£557	730mm	205mm	550mm	N/A	N/A	N/A	28kg	600 Hooks



## Cygnus Key Deposit Safe



- **SECURITY:** When bolted to a wall these key safes provide defence against burglaries aimed at stealing car keys, house keys etc.
- **FIXING:** Ready prepared for fixing to the wall with bolts supplied.
- **SPECIAL FEATURES:** A key deposit slot, allowing keys to be deposited without the need to open the safe.
- **KEY TAGS:** Supplied complete with a selection of coloured key rings.
- **LOCKING:** Advanced electronic locking with anti-tamper solenoid.

The Phoenix Cygnus series of Electronic key deposit safes are available in capacities of 30 - 700 keys

Code / Lock Type				External			Internal			Weight	Hooks
Key	FROM	Electronic	FROM	Width	Depth	Height	Width	Depth	Height		
N/A	-	PX0110	£105	300mm	100mm	280mm	295mm	80mm	275	6.5kg	30 Keys
N/A	-	PX0111	£111	300mm	100mm	360mm	275mm	80mm	350	7.5kg	48 Keys
N/A	-	PX0112	£183	430mm	130mm	660mm	424mm	110mm	655	20kg	144 Keys
N/A	-	PX0113	£427	580mm	250mm	755mm	570mm	230mm	745	43kg	300 Keys
N/A	-	PX0114	£451	580mm	280mm	760mm	570mm	260mm	750	46kg	500 Keys
N/A	-	PX0115	£552	580mm	330mm	760mm	570mm	310mm	750	49kg	700 Keys





## Titan Fire & Security Safe



- **FIRE PROTECTION (PAPER):** Tested to the International NT Fire 017 - 60 fire test standard, at the Swedish SP Testing Centre providing 60 minutes fire protection for paper documents.
- **FIRE PROTECTION (DIGITAL MEDIA):** Tested to MTC - DIP120 - 60DMA fire test standard, providing 60 minutes fire protection for digital media, DVD's, USB memory sticks.
- **SECURITY PROTECTION:** Recommended for an overnight cash risk of £2,080 or £20,800 valuables and is also ready prepared for floor fixing with fixing bolts for concrete floors supplied.
- **FITTINGS:** Fitted with a high quality key lock (2 keys supplied) or high security electronic lock.

The Phoenix Titan is a modern, compact, fire and security resistant safe designed to meet the need for residential and business use.

Code / Lock Type				External			Internal			Weight	Volume
Key	FROM	Electronic	FROM	Width	Depth	Height	Width	Depth	Height		
PX0324	£212	PX0322	£233	412mm	363mm	360mm	320mm	234mm	260mm	28kg	19 Litres
PX0327	£241	PX0325	£264	350mm	430mm	410mm	260mm	304mm	320mm	34kg	25 Litres
PX0330	£299	PX0328	£321	400mm	440mm	515mm	300mm	300mm	405mm	53kg	36 Litres



## Vela Home & Office



- **SECURITY PROTECTION:** Recommended for overnight cash cover of £1,040 cash or £10,400 valuables.
- **CONSTRUCTION:** Vela safes supplied as standard with twin live locking bolts and concealed internal hinges for increased security.
- **LOCKING:** Advanced electronic locking with anti-tamper solenoid.
- **FIXING:** Ready prepared for fixing to the floor or wall, with fixing bolts supplied for brick walls or concrete floors.
- **LIGHTING:** Fitted with a bright LED interior light so that the contents can easily be seen, even in the most dimly lit cupboards.

THE PHOENIX VELA SERIES is designed for use at home or in the office for storage of valuables, cash and important documents. With its high quality key-lock or user friendly electronic lock it is ideal for multiple applications.

Code / Lock Type				External			Internal			Weight	Volume
Key	FROM	Electronic	FROM	Width	Depth	Height	Width	Depth	Height		
PX0342	£68	PX0341	£74	310mm	200mm	200mm	305mm	160mm	195mm	6kg	10 Litres
PX0344	£80	PX0343	£86	350mm	250mm	250mm	340mm	185mm	240mm	8kg	15 Litres
PX0346	£121	PX0345	£129	450mm	365mm	250mm	440mm	300mm	240mm	12kg	31 Litres
PX0348	£150	PX0347	£153	350mm	310mm	500mm	345mm	300mm	495mm	19kg	51 Litres
PX0350	£181	PX0349	£190	370mm	445mm	560mm	366mm	435mm	556mm	23kg	88 Litres



## World Class Vertical Fire file



- **FIRE PROTECTION (PAPER):** 120 minutes fire protection for paper documents **FIRE PROTECTION (DIGITAL MEDIA):** 60 minutes fire protection for digital media to MTC-DIP120-60DM.
- **FIRE PROTECTION (DATA):** 120 minutes fire protection for computer tapes and digital media if optional FSDPI08 is used.
- **CAPACITY:** Able to accommodate foolscap, A4 and A5 files on width adjustable rails.
- **WATER RESISTANT:** Water resistant seals prevent water damage to contents when the cabinet is subjected to sprinkler systems or fire hoses.

The Phoenix Vertical Fire File FS2250 & FS2270 series offers unrivalled protection for documents and data in a stylish modern filing cabinet format. Ultra lightweight insulation materials mean the cabinet can be used on most standard floors without the need for support.

Code / Lock Type				External			Internal			Weight	Volume
Key	FROM	Electronic	FROM	Width	Depth	Height	Width	Depth	Height		
PX0363	£1034	PX0361	£1086	525mm	675mm	720mm	385mm	505mm	255mm	140kg	98 Litres
PX0366	£1522	PX0364	£1547	525mm	675mm	1405mm	385mm	505mm	255mm	266kg	196Litres



## Datacombi Safe



- **FIRE PROTECTION (PAPER):** Tested to Swedish NT Fire 017 - 90 Paper. Providing 90 minutes fire protection for paper documents.
- **FIRE PROTECTION (DATA):** Tested to Swedish NT Fire 017 - 90dis. Providing 90 minutes fire protection for CD's, DVD's, tapes and all forms of data storage.
- **SECURITY PROTECTION:** Recommended for an overnight cash risk of £2,600 or £26,000 valuables.
- **FITTINGS:** Complete with height adjustable shelf and a lockable drawer.
- **DROP TEST:** Drop tested from 9.1 meters for resistance to the impact of falling through the burning floors of a building or the collapse of the building.

**FOUR SAFES IN ONE** This safe provides fire protection for paper documents, computer diskettes, tapes and all forms of data storage and security for cash and valuables all in one unit. Suitable for use in residential or business premises.

Code / Lock Type				External			Internal			Weight	Volume
Key	FROM	Electronic	FROM	Width	Depth	Height	Width	Depth	Height		
PX0139	£798	PX0137	£842	500mm	500mm	720mm	375mm	330mm	510mm	93kg	63 Litres
PX0142	£941	PX0140	£980	520mm	520mm	900mm	380mm	330mm	670mm	120kg	84 Litres
PX0145	£1362	PX0143	£1404	655mm	560mm	1145mm	475mm	350mm	880mm	218kg	145 Litres



## Fire Ranger Safe



- **FIRE PROTECTION (PAPER):** Provides 30 minutes fire protection for paper records at 500°C.
- **SECURITY PROTECTION:** Recommended for overnight cash cover of £1,560 or valuables cover of £15,600.
- **DOOR CONSTRUCTION:** High security 3-way espagnolette bolt work provides great strength and attack resistance.
- **FITTINGS:** Supplied with 2 height adjustable shelves that also includes hanging rails for lateral files as standard.

The Phoenix Fire Ranger sets new standards for protection against fire and burglary attack in an economic, convenient and attractive format.

Code / Lock Type				External			Internal			Weight	Volume
Key	FROM	Electronic	FROM	Width	Depth	Height	Width	Depth	Height		
PX0190	£823	PX0188	£901	600mm	520mm	1225mm	506mm	415mm	1082mm	77kg	230 Litres
PX0193	£1061	PX0191	£1139	930mm	520mm	1225mm	814mm	415mm	1050mm	106kg	359 Litres
PX0196	£1329	PX0194	£1398	930mm	520mm	1950mm	814mm	415mm	1810mm	152kg	615 Litres
PX0199	£1658	PX0197	£1739	1250mm	520mm	1950mm	1134mm	415mm	1810mm	194kg	851 Litres



## Fortress Security Safe



- **SECURITY PROTECTION:** Tested to the prestigious European S2 Security standard EN14450 giving cash cover of £4,160 or Valuables cover of £41,600.
- **APPROVALS:** UK Police approved (Secured by Design scheme) and the Association of Insurance Surveyors (AIS).
- **CONSTRUCTION:** Double wall construction with anti drill plates.
- **FIXING:** Ready prepared for floor fixing, with fixing bolts for concrete supplied.
- **LOCKING:** High security VDS Class 1 double bitted key lock or electronic locking with time delay function.

The Phoenix Fortress SS1180 series is a range of high security safes designed and tested to the latest European test standards.

Code / Lock Type				External			Internal			Weight	Volume
Key	FROM	Electronic	FROM	Width	Depth	Height	Width	Depth	Height		
PX0207	£189	PX0206	£293	350mm	300mm	220mm	270mm	190mm	140mm	15kg	7 Litres
PX0209	£253	PX0208	£353	450mm	350mm	350mm	365mm	240mm	270mm	25kg	24 Litres
PX0211	£336	PX0210	£429	450mm	350mm	550mm	365mm	240mm	470mm	37kg	42 Litres
PX0213	£486	PX0212	£573	445mm	400mm	805mm	360mm	290mm	715mm	54kg	74 Litres
PX0215	£668	PX0214	£749	440mm	400mm	1000mm	360mm	300mm	815mm	65kg	99 Litres



# SEATING

'We've got your back'

## Headrest

Additional support for the long term user that requires further head and neck support.

## Lumbar Support

The most critical area of the S shape spine is the lumbar. We have fixed and adjustable lumbar support options, the latter either operated by twist grip or inflating bulbs.

## Seat Tilt

This will give the user a rocking action that can be tension adjusted. The seat tilt can also be locked in a variety of positions when coincided with a lock/tilt mechanism.

## Mechanism & Levers

This determines the 'action' of the product. The way the seat moves in relation to the back. All levers are ergonomically shaped and placed for ease-of-use.

## Castors

All our swivel chairs have twin wheel, high impact castors. This ensures they run smoothly over the average eight miles they travel each year.

It is one of the very few areas in the office that will provide an improvement in health and efficiency.

Seating has developed massively, even in the last decade. Now users weight, build, usage and tasks all contribute to finding the perfect product.

Feature-rich posture, task, ergonomic, operator, heavy duty and 24 hour chairs all provide outstanding support and comfort - and that translates to more efficiency at work.

This guide helps explain some of the features that make our chairs the envy of everyone.

## Backrest

Backrests are available as either fixed or adjustable to provide a variety of options.

## Armrests

Armrests can be static loop style or height adjusting to fit each individual user. Further options include flip back or folding arms that can be easily stowed.

## Seat Slide

Users with longer or shorter legs often choose to use a seat slide for the optimum seating position for their personal needs.

## Seat Height

A gas lift strut makes adjusting chair height easy. Lifting the lever releases the automatic gas piston and allows the chair to rise.





POSTURE

96



TASK &  
OPERATOR

110



HEAVY  
DUTY

136



EXECUTIVE

140



VISITOR

168






























ASTUTE SOFT  
SEATING

186



# Movement and Product icons

 <b>GAS HEIGHT ADJUSTMENT</b> Power assisted gas safety lift to raise height of seat.	 <b>KNEETILT</b> Scissor shaped forward mounted tilt. This tilts the chair from the back of the knee; avoiding pressure points.	 <b>RATCHET BACKREST</b> Drop the backrest to the lowest position and as you lift it to different heights, it locks on a ratchet.	 <b>HEADREST</b> Provides support to head and neck muscles.
 <b>SYNCHRONISED TILT MECHANISM</b> Backrest and seat recline together with approx 2:1 ratio in free float or locked action.	 <b>ANTI-SHOCK</b> Prevents user being thrown forward when back or seat adjustments are released.	 <b>ADJUSTABLE LUMBAR SUPPORT</b> Enhances lower back comfort with variable support feature.	 <b>ADJUSTABLE HEADREST</b> Headrest moves for optimum support and comfort.
 <b>SEAT ANGLE ADJUSTMENT</b> Seat angle is adjusted by a lever to meet ideal sitting position.	 <b>AUTO TILT TENSIONER</b> Automatically adjusts the tension on tilt mechanisms to suit individual needs.	 <b>INTEGRAL LUMBAR</b> A lumbar support within the chair to support lower back.	 <b>STACKING CHAIR</b> Chairs that nest within each other to easily store.
 <b>ADJUSTABLE OR FREE FLOAT BACK</b> Permanent Contact Back (PCB) can be locked or can be free to float at any angle.	 <b>TILT TENSION ADJUSTMENT</b> Alters the amount of pressure required to tilt a chair depending on weight, build or preference.	 <b>FIXED ARMRESTS</b> Provides forearm support for mouse and monitor users.	 <b>POSTURE SEATING</b> Chairs designed & engineered to provide supreme comfort, support & health-improving features.
 <b>INDEPENDENT SEAT &amp; BACK</b> Asynchronous adjustment. Seat & backrest can be locked in any position independently.	 <b>SEAT SLIDE</b> Adjusts the seat depth to fit your lower body and reduce any pressure trap points.	 <b>HEIGHT ADJUSTABLE ARMREST</b> Armrests with various heights for better forearm support and comfort.	 <b>WEIGHT</b> The maximum weight is stated in the icon, typically 125kgs. We also have heavier ratings up to 222kgs.
 <b>INFINITE LOCK MECHANISM</b> Two lever: Adjust seat and back recline angle as one. Lockable in any reclined position.	 <b>SEAT DEPTH ADJUSTMENT</b> Change the seating area for larger/smaller size to suit longer/shorter legs.	 <b>FOLDING ARMREST</b> Arms that can fold away to enable users to get closer to desk.	 <b>USAGE</b> Most chairs are rated to perform throughout a normal eight hour working day.
 <b>LOCK TILT MOTION</b> Single lever locks chair in upright position or allows free tilting movement.	 <b>HEIGHT ADJUSTABLE BACKREST</b> Allows variation of back height to suit different builds and preferences.	 <b>ADJUSTABLE ARMREST</b> Sometimes called a 3D arm; they adjust for height, width and depth providing ultimate personalisation.	<p>Certain products are designed and built for 24-hour usage, EN5459 Certification is the official certification that confirms this.</p>



## GUARANTEE

All chairs are guaranteed for a minimum of one year. Higher grade options have three & five years



Products with a **one year** guarantee encompass a one year guarantee on mechanical parts and one year on upholstery.



Products with a **two year** guarantee encompass a two year guarantee on mechanical parts and one year on upholstery.



Products with a **three year** guarantee encompass a three year guarantee on mechanical parts and one year on upholstery.



Products with a **five year** guarantee encompass a five year guarantee on mechanical parts and two years on upholstery.



## BESPOKE UPHOLSTERY

Any product that includes this icon denotes that it can be upholstered in a variety of materials and colours. Further information is found on page 204.



Chair: Xenas Executive Chair (p153)



# POSTURE SEATING

---

More working hours are lost through back pain and poor posture than for any other reason.

In the UK alone it is estimated that a total of 8.9 million working days were lost due to work-related musculoskeletal disorders in the most recent statistics.

In each case that amounted to 17.6 days off work. It was 35% of all days lost due to ill health in 2018/19.

Our innovative, stylish and high-quality posture chairs are designed to provide outstanding support and a high level of adjustability.

This enables you to get the chair to 'fit' your best sitting position.

Every chair in our posture range has multiple functionalities. This allows users to set the chair up for the ideal sitting experience depending on height, weight, build and usage.

Posture seating is an investment in efficiency and comfort; more crucially it is an investment in good health.



# POSTURE SEATING



Care Plus  
Range  
Page 98



Care Range  
Page 101



Stamina Range  
Page 102



Optimal Range  
Page 104



EliteClick Plus  
Range  
Page 106



Elite Range  
Page 107



Depend Range  
Page 108



Soul Range  
Page 109



Spirit Range  
Page 109

## Chiropractor endorsed chairs



It takes a very special design to win the approval of one of the UK's top specialist chiropractors.

Leading healthcare professional Robert Bateman has tested and endorsed our posture chairs.

Dr Bateman comments:

*"Back pain is currently the largest reported reason for sickness absence. The staff that use a chair promoting good posture with the correct support will be more productive and efficient with a noticeable increase in customer satisfaction and decreased*

*absence levels. The correct chair is not an expense; it is an investment in your bottom line profitability."*

Robert Bateman  
Chiropractor specialist



# Care Plus

Equipped with a sophisticated anti-shock synchronised reclining mechanism, the Care Plus can be perfectly adjusted to suit your personal requirements.

Each chair features backrest height and seat slider depth adjustment. They also have 3D arms that adjust by height, width and lateral planes.

Sculpted seat and back cushions create an unrivalled comfort zone.

The fully adjustable twist grip lumbar support on the upgraded Care Plus Ultimate options provides supreme lower back support.

We've got your back with the Care Plus range.





# Care Plus Ultimate Leather

- Equipped with dual adjustment lumbar support for ultimate comfort
- Synchronised tilting mechanism is lockable in multiple reclined positions
- Multi-position arm pads help prevent repetitive strain injury



PO000013  
Care Plus Ultimate Black Leather



Twist grip double-sided lumbar adjustment



Deep recline tilt back function with height adjustment and 2D headrest adjustment

# Care Plus Ultimate Fabric

150kg  
WEIGHT  
RATING

GUARANTEE  
5  
YEARS

CHIROPRACTORS  
RECOMMEND  
ONLY 3% OF  
OFFICES

24  
Hour Usage

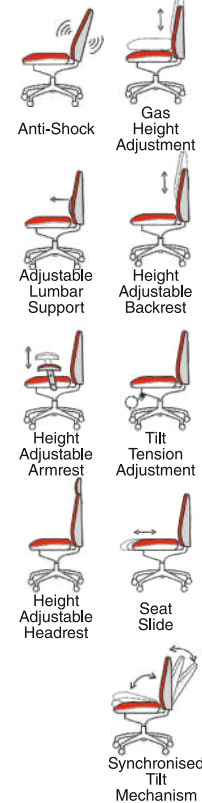


PO000012  
Care Plus Ultimate Blue Fabric

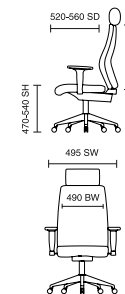


PO000011  
Care Plus Ultimate Black Fabric

## Adjustments



## Dimensions



Stock Option FROM £503



Black  
Leather

Stock Option FROM £463



Black  
Fabric



Blue  
Fabric



Upholstery See page 204 for full details

Band 1 £575

Band 2 £592

Band 3 £602

Band 4 £614

Band 5 £622

Band 6 £632

# Care Plus

- Contoured seat and backrest cushions provide optimal comfort
- Synchronised tilting mechanism is lockable in any reclined position
- Fully adjustable, height & lateral armrest movement

# Care Plus Bespoke

150kg  
WEIGHT  
RATING

GUARANTEE  
5  
YEARS

CHIROPRACTOR  
DESIGNED  
SEATING

24  
Hour Usage



PO000002  
Care Plus Black Fabric with optional headrest



PO000018  
Care Plus Wine Fabric

Options	FROM
Headrest	+£43

FROM  
£381

Stock Option FROM £381



p100

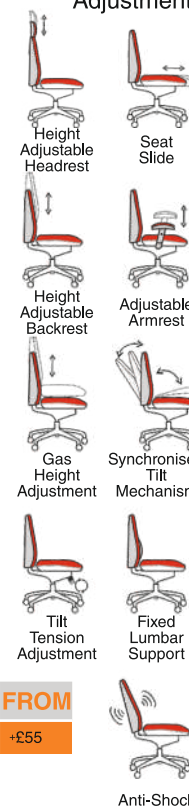


KCUP0159  
Care Plus Bespoke Maringa Teal with optional headrest

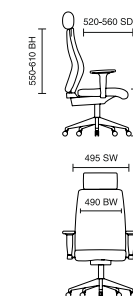
KCUP0152  
Care Plus Bespoke Tansy Purple

Options	FROM
Bespoke Headrest	+£55

## Adjustments



## Dimensions



Upholstery See page 204 for full details

Band 1	£476	Band 4	£514
Band 2	£492	Band 5	£522
Band 3	£502	Band 6	£532

# Care High Back



- Independent seat and back tilt adjustment
- Seat slide depth adjustment
- Air pump lumbar support
- Optional height adjustable or folding height adjustable arms available



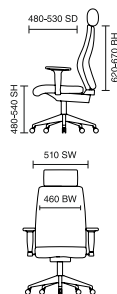
KCUP0097  
Care High Back Bespoke Bergamot Cherry  
with optional Height Adjustable Arms



OP000007  
Care High Back Blue Fabric with optional  
Height Adjustable Arms

Options	FROM
Folding Height Adjustable Arms	+£29
Height Adjustable Arms	+£25
Set of Glides	+£9


## Dimensions



# Care Medium Back



## Adjustments

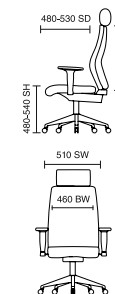


KCUP1502  
Care Medium Back Bespoke Ginseng Chilli Seat



Options	FROM
Folding Height Adjustable Arms	+£29
Height Adjustable Arms	+£25
Set of Glides	+£9

## Dimensions



FROM  
£164

OP000010  
Care Medium Back Black Fabric with optional  
Height Adjustable Arms

Stock Option FROM £189



**Upholstery** See page 204 for full details  
**Band 1** £214 **Band 4** £245  
**Band 2** £229 **Band 5** £251  
**Band 3** £237 **Band 6** £259

Stock Option FROM £164



**Upholstery** See page 204 for full details  
**Band 1** £188 **Band 4** £216  
**Band 2** £201 **Band 5** £220  
**Band 3** £208 **Band 6** £228



# Stamina

The Stamina is a generously proportioned chair capable of delivering outstanding comfort and reliability to any user.

The superbly refined 24-hour chair is designed and engineered to cope in the most demanding of environments.

The Stamina is available in an all-mesh version or a deeply cushioned airmesh fabric with a mesh back configuration.

Available with optional height adjusting headrests.





# Stamina Full Mesh

135kg  
WEIGHT  
RATING

GUARANTEE  
5  
YEARS

CHIROPRACTOR  
APPROVED  
SEATING  
DYNAMIC

24  
Hour Usage

- Suitable for heavy duty contract use
- Synchro-tilt multi-lock mechanism with weight tensioner
- Conforms to BIFMA/ANSI standards
- Extra large dimensions
- Ergonomic seat slide and optional headrest



PO000021  
Stamina II Mesh Seat & Mesh Back



KC0159  
Stamina II Mesh Seat & Mesh Back with optional headrest

Options	FROM
Headrest	+£39

Stock Option **FROM £416**



Black  
Mesh

# Stamina Airmesh Seat

135kg  
WEIGHT  
RATING

GUARANTEE  
5  
YEARS

CHIROPRACTOR  
APPROVED  
SEATING  
DYNAMIC

24  
Hour Usage



PO000019  
Stamina II Airmesh Seat & Mesh Back



KC0158  
Stamina II Airmesh Seat & Mesh Back with optional headrest

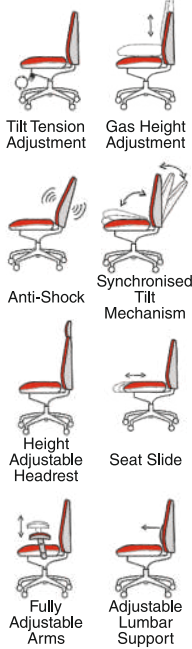
Options	FROM
Headrest	+£39

Stock Option **FROM £396**

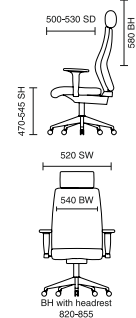


Black  
Airmesh

## Adjustments



## Dimensions



# Optimal<sup>Leather with Headrest</sup>

- Pocket sprung seat
- Asynchronous seat and back adjustments, lockable in any position
- Tall backrest with adjustable headrest
- Inflatable air-pump lumbar support
- A huge array of functions allows the Optimal to be adjusted for multiple users



Pocket sprung seat cushion provides ultimate support and product longevity.



OP000098  
Optimal Black Bonded Leather with Headrest

Options	FROM
Set of Glides	+£9

Stock Option **FROM £365**



# Optimal<sup>Fabric with Headrest</sup>

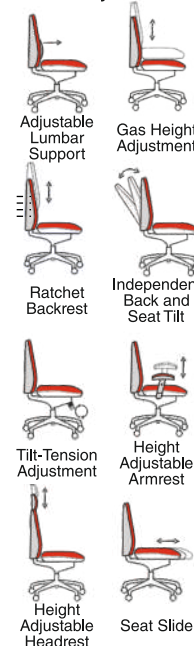
**135kg**  
WEIGHT  
RATING

**GUARANTEE**  
**5**  
YEARS

**CHIROPRACTOR**  
RECOMMENDED  
SEATING

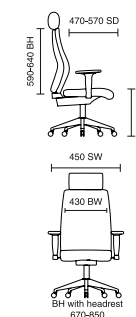
**24**  
Hour Usage

## Adjustments



Options	FROM
Set of Glides	+£9

## Dimensions



OP000096  
Optimal Blue Fabric with Headrest

**FROM**  
**£356**

Stock Option **FROM £356**



**Upholstery** See page 204 for full details

<b>Band 1</b>	<b>£447</b>	<b>Band 4</b>	<b>£489</b>
<b>Band 2</b>	<b>£465</b>	<b>Band 5</b>	<b>£497</b>
<b>Band 3</b>	<b>£475</b>	<b>Band 6</b>	<b>£507</b>



# Optimal<sup>Leather</sup>

- Pocket sprung seat
- Asynchronous seat and back adjustments, lockable in any position
- Inflatable air-pump lumbar support
- A huge array of functions allows the Optimal to be adjusted for multiple users



Options	FROM
Set of Glides	+£9

Stock Option **FROM £357**



# Optimal<sup>Fabric</sup>

**135kg**  
WEIGHT  
RATING

**GUARANTEE**  
**5**  
YEARS

CHIROPRACTOR  
APPROVED  
SEATING  
DESIGN

**24**  
Hour Usage



OP000097  
Optimal Blue Fabric

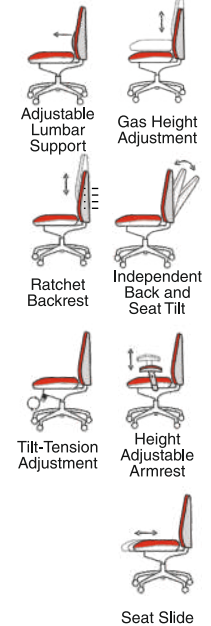


Options	FROM
Set of Glides	+£9

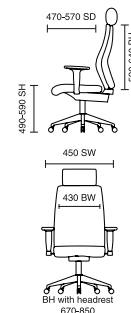
Stock Option **FROM £338**



## Adjustments



## Dimensions



**Upholstery** See page 204 for full details

**Band 1** £428

**Band 2** £446

**Band 3** £457

**Band 4** £471

**Band 5** £478

**Band 6** £489

# EliteClick Plus Fabrimesh **NEW!**

- Multi functional synchronised tilt mechanism
- Auto adjusting lumbar support
- Ratchet adjustable arms and backrest
- Ergonomic arm mounted seat controls



Stock Option **FROM £375**



# EliteClick Plus Mesh

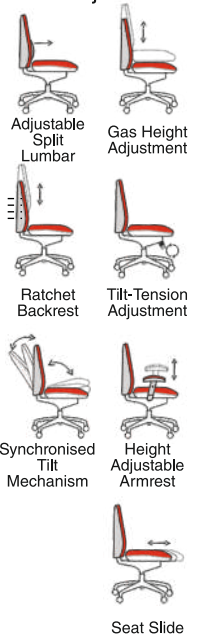
**135kg**  
WEIGHT  
RATING

**GUARANTEE**  
**5**  
YEARS



**24**  
Hour Usage

## Adjustments

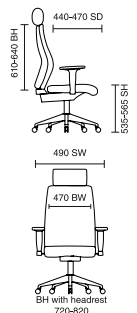


**FROM**  
**£369**

Stock Option **FROM £369**



## Dimensions





# EliteClick

**NEW!**

135kg  
WEIGHT  
RATING

GUARANTEE  
5  
YEARS



24  
Hour Usage

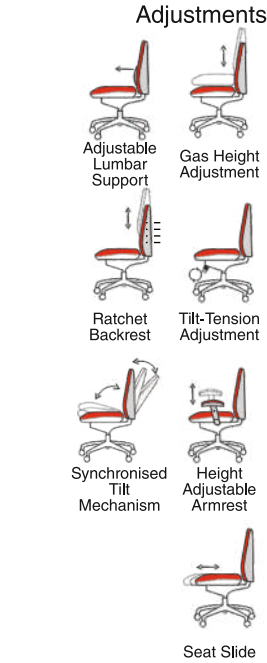
- Ergonomic arm mounted seat controls
- Revolutionary adaptive backrest pivot system
- Height adjustable backrest with adjustable lumbar support
- Optional height adjustable headrest
- Synchronised reclining mechanism



OP000250  
EliteClick Black Fabric Seat Black Mesh Back

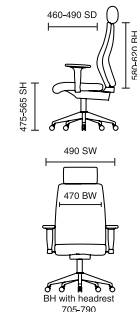


KC0297  
EliteClick Black Mesh Seat Mesh Back



Options	FROM
Headrest	+£20

## Dimensions



# EliteTwist

**NEW!**

135kg  
WEIGHT  
RATING

GUARANTEE  
5  
YEARS



24  
Hour Usage

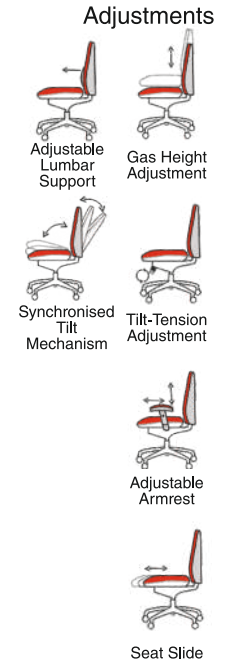
- Revolutionary adaptive backrest pivot system
- Padded adjustable lumbar support
- Padded adjustable armrests
- Ergonomic seat adjustment controls
- Synchronised reclining mechanism



OP000252  
EliteTwist Black Fabric Seat Mesh Back

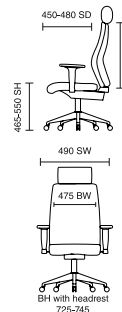


KC0299  
EliteTwist Black Mesh Seat Mesh Back



Options	FROM
Headrest	+£20

## Dimensions



FROM  
£185

Full mesh **FROM £330** Fabric & Mesh **FROM £335**



Full Mesh **FROM £185** Fabric & Mesh **FROM £190**



**Upholstery** See page 204 for full details

Band 1 **£236** Band 4 **£268**  
Band 2 **£255** Band 5 **£272**  
Band 3 **£260** Band 6 **£275**



# Depend Black Leather **NEW!**

- Adjustable inflating bulb lumbar
- Multi functional synchronised seat action
- Ratchet adjustable arms and backrest
- Pivoting soft padded arms
- Pocket sprung seat



PO000065  
Depend High Back Black Leather

FROM  
£242

# Depend Black Fabric


145kg  
WEIGHT  
RATING

GUARANTEE  
2  
YEARS

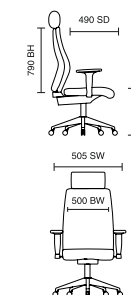
CHIROPRACTOR  
APPROVED  
SEATING

24  
Hour Usage

## Adjustments



## Dimensions



Stock Option **FROM £242**

p108

Black  
Leather



Stock Option **FROM £242**

Black  
Fabric



# Spirit

- Distinctive positive angled design
- Grab handle & kick-back support
- Dual foot stability
- Partners perfectly with Air Sit/Stand - See page 46



Adjustments



KCUP1214  
Spirit Stool Grey Frame Bespoke  
Fabric Tansy Purple

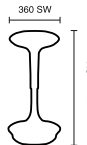


OP000221  
Spirit Stool Grey Frame Black Fabric



OP000220  
Spirit Stool Black Frame Black Fabric

Dimensions



# Soul Deluxe



- Ergonomic gas height adjustment
- Unique saddle seat design
- High density seat cushion
- Self-balancing weighted base provides stability

Adjustments



KCUP553  
Soul Stool Bespoke Fabric Stevia Blue



BR000213  
Soul Stool Mandarin Fabric



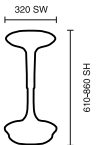
BR000215  
Soul Stool Red Fabric



BR000214  
Soul Stool Mustard Fabric

FROM  
£99

Dimensions



Stock Option **FROM £139**



**Upholstery** See page 204 for full details

<b>Band 1</b> £152	<b>Band 4</b> £163
<b>Band 2</b> £159	<b>Band 5</b> £164
<b>Band 3</b> £161	<b>Band 6</b> £166

Stock Option **FROM £99**



**Upholstery** See page 204 for full details

<b>Band 1</b> £112	<b>Band 4</b> £123
<b>Band 2</b> £119	<b>Band 5</b> £124
<b>Band 3</b> £121	<b>Band 6</b> £125

# TASK & OPERATOR

---

Modern offices have never had so much expected of them. They are vibrant, bustling spaces where efficiency can be the difference between success and failure.

Quality seating solutions are unique in the workplace. They are one of the very few items that not only positively reinforce efficiency, but can also provide users with health benefits as well.

Our task and operator chairs fulfil a variety of functions, styles and price points within the hectic workplace.

Crucially, they ensure office users have comfort and the right performance to help them achieve what they need to.



Chair: Form (p114)





Respect  
Page 112



Boost Deluxe  
Page 113



Form  
Page 114



EliteTwist  
Page 115



Care Range  
Page 116



Proper III  
Page 118



Proper II  
Page 118



Proper  
Page 119



Glory  
Page 120



Deserve  
Page 121



Joy  
Page 122



Synergy  
Page 122



Leander  
Page 123



Valour II  
Page 123



Ease  
Page 124



Sleek  
Page 124



Perfect  
Page 125



Fresh  
Page 125



Reform  
Page 126



Major Range  
Page 127



Ideal  
Page 128



Vantage  
Page 128



Zeal  
Page 129



Create  
Page 129



Dare  
Page 130



Tactful  
Page 131



Justly  
Page 131



Excite Range  
Page 132



Kneeling Stools  
Page 135

# TASK & OPERATOR

# Respect

- Height adjustable lumbar support
- Independent back and seat angle adjustment
- Cured high density moulded foam
- Anti shock, synchronised recliner mechanism

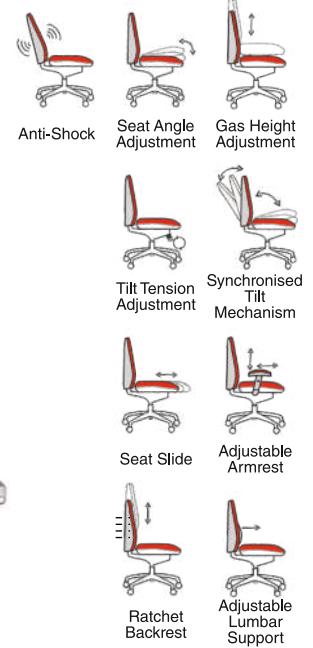


OP000113  
Respect Black Fabric & Black Mesh

# Respect Bespoke Fabric



## Adjustments

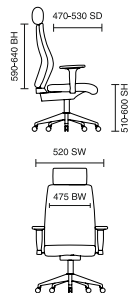


Options	FROM
Set of Glides	+£9



KCUP0504  
Respect Bespoke Seat Tansy Purple

## Dimensions



Stock Option **FROM £250**





# Boost Deluxe Fabric

- Independent seat and backrest angle adjustments
- Ratchet backrest height adjustment
- Seat slide depth adjustment



OP000243  
Boost Blue Fabric



OP000242  
Boost Black Fabric

Options	FROM
Set of Glides	+£9

FROM  
£226

Stock Option FROM £226



# Boost Deluxe Leather



OP000241  
Boost Black Leather

Options	FROM
Set of Glides	+£9

Stock Option FROM £226

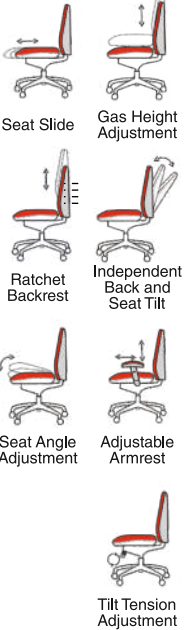


GUARANTEE  
2  
YEARS

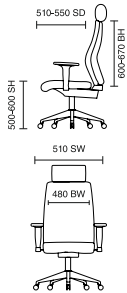
8  
Hour Usage

110 kg  
WEIGHT  
RATING

### Adjustments



### Dimensions





# Form Black Frame

- Stylish elastomer provides ventilation
- A sophisticated contemporary designer chair
- Anti-shock synchronised mechanism with multi-lock



KC0108  
Form Black Frame & Blue Back with optional headrest



Choice of seven back options

Options	FROM
Headrest	+£19
Set of Glides	+£9

FROM  
£206

# Form White Frame



Choice of seven back options

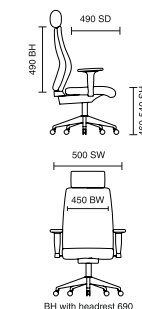


Options	FROM
Headrest	+£19
Set of Glides	+£9



KC0056  
Form White Frame & Moonstone Back

## Dimensions



Stock Option FROM £206



**Upholstery** See page 204 for full details  
**Band 1** £223 **Band 4** £243  
**Band 2** £236 **Band 5** £245  
**Band 3** £238 **Band 6** £248

# EliteTwist Fabric

- Revolutionary adaptive backrest pivot system
- Padded adjustable lumbar support
- Ergonomic seat adjustment controls
- Synchronised reclining mechanism
- Padded height adjustable armrests

135kg  
WEIGHT  
RATING

GUARANTEE  
5  
YEARS

CHIROPRACTOR  
APPROVED  
SEATING  
DYNAMICS

24  
Hour Usage

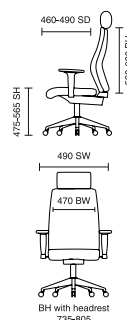
**NEW!**

## Adjustments



Options	FROM
Headrest	+£20

## Dimensions



OP000252  
EliteTwist Black Fabric Seat Mesh Back

Stock Option **FROM £190**



**Upholstery** See page 204 for full details

Band 1 £236 Band 4 £268  
Band 2 £255 Band 5 £272  
Band 3 £260 Band 6 £279

# EliteTwist Mesh

- Revolutionary adaptive backrest pivot system
- Padded adjustable lumbar support
- Ergonomic seat adjustment controls
- Synchronised reclining mechanism
- Padded 3d adjustable armrests

135kg  
WEIGHT  
RATING

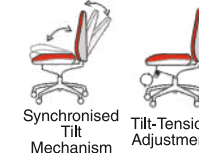
GUARANTEE  
5  
YEARS

CHIROPRACTOR  
APPROVED  
SEATING  
DYNAMICS

24  
Hour Usage

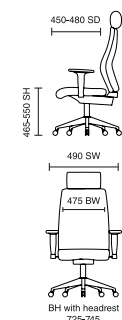
**NEW!**

## Adjustments



Options	FROM
Headrest	+£20

## Dimensions



KC0299  
EliteTwist Black Mesh Seat Mesh Back  
with Headrest

Stock Option **FROM £185**





# Care High Back

- Ratchet backrest height adjustment
- Deeply cushioned seat pan
- Optional height adjustable or folding height adjustable arms available
- Triple lever independent seat & back adjustment



OP000245  
Care High Back Black Fabric

Options	FROM
Folding Height Adjustable Arms	+£29
Height Adjustable Arms	+£25
Set of Glides	+£9

FROM  
£189

OP000007  
Care High Back Blue Fabric with optional Height Adjustable Arms

Stock Option FROM £189



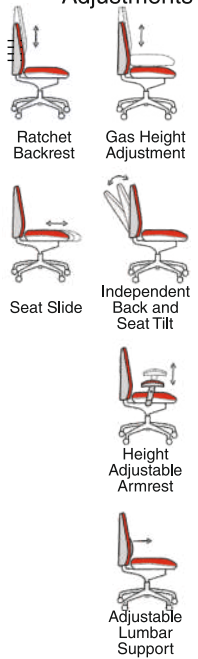
# Care High Back Bespoke



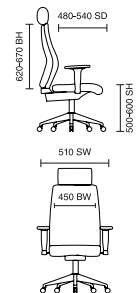
KCUP0103  
Care High Back Bespoke Maringa Teal with optional Height Adjustable Arms

Options	FROM
Folding Height Adjustable Arms	+£29
Height Adjustable Arms	+£25
Set of Glides	+£9

## Adjustments



## Dimensions



KCUP0104  
Care High Back Bespoke Tansy Purple with optional Height Adjustable Arms



# Care Medium Back

- Deeply cushioned seat pan
- Air pump lumbar control
- Fully loaded adjustment package
- Optional height adjustable or folding height adjustable arms available



OP000247  
Care Medium Back Black Fabric



OP000011  
Care Medium Back Blue Fabric with optional  
Height Adjustable Arms

Options	FROM
Folding Height Adjustable Arms	+£29
Height Adjustable Arms	+£25
Set of Glides	+£9

FROM  
£164

Stock Option FROM £164



# Care Medium Back Bespoke

110kg  
WEIGHT  
RATING

GUARANTEE  
2  
YEARS

CHiropractor  
Approved  
Seating  
Ergonomics

24  
Hour Usage



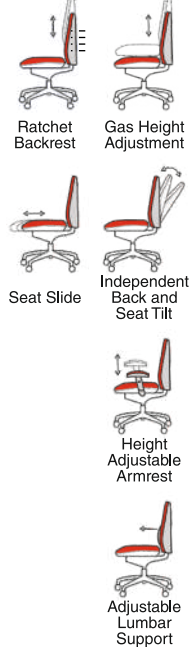
KCUP0113  
Care Medium Back Bespoke Bergamot Cherry  
with optional Height Adjustable Arms



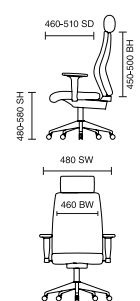
KCUP0117  
Care Medium Back Bespoke Senna Yellow  
with optional Height Adjustable Arms

Options	FROM
Folding Height Adjustable Arms	+£29
Height Adjustable Arms	+£25
Set of Glides	+£9

## Adjustments



## Dimensions



Upholstery See page 204 for full details

Band 1 £188  
Band 2 £201  
Band 3 £208

Band 4 £216  
Band 5 £220  
Band 6 £227

# Proper III

- Independent back and seat angle adjustments
- Height adjustable mesh backrest
- Sliding seat depth adjustment

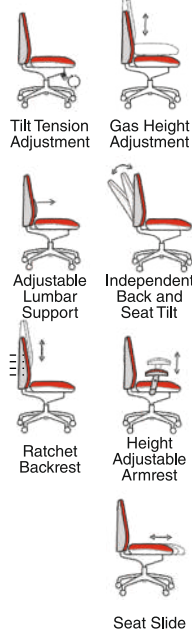
125kg  
WEIGHT  
RATING

GUARANTEE  
2  
YEARS

8  
Hour Usage

WATCHING  
Page  
174  
VISITOR

## Adjustments



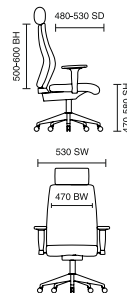
KCUP0490  
Proper III Bespoke Myrrh Green



OP000110  
Proper III Black Mesh Back

Options	FROM
Folding Height Adjustable Arms	+£27
5 Star Chrome Base	+£25
Set of Glides	+£9

## Dimensions



Stock Option **FROM £192**

# Proper II

- Soft airmesh fabric upholstery
- Height adjustable lumbar support
- Reclining mechanism - lockable in any position

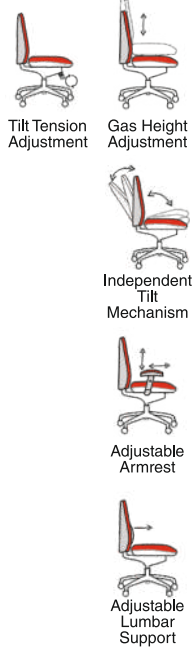
125kg  
WEIGHT  
RATING

GUARANTEE  
2  
YEARS

8  
Hour Usage

WATCHING  
Page  
174  
VISITOR

## Adjustments



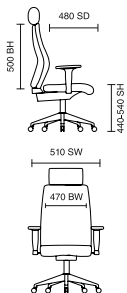
KCUP0483  
Proper II Bespoke Stevia Blue



OP000108  
Proper II Black Mesh Back

Options	FROM
Folding Height Adjustable Arms	+£27
5 Star Chrome Base	+£25
Set of Glides	+£9

## Dimensions



**FROM  
£159**

Stock Option **FROM £159**



**Upholstery** See page 204 for full details  
 Band 1 £206 Band 4 £228  
 Band 2 £221 Band 5 £231  
 Band 3 £224 Band 6 £235



**Upholstery** See page 204 for full details  
 Band 1 £172 Band 4 £194  
 Band 2 £186 Band 5 £197  
 Band 3 £190 Band 6 £201



# Proper

- Adjustable lumbar support cushion
- Reclining adjustment with tension control
- Soft airmesh fabric upholstery



KCUP0478  
Proper Bespoke Ginseng Chilli



OP000105  
Proper Black Mesh Back

Options	FROM
Folding Height Adjustable Arms	+£27
5 Star Chrome Base	+£25
Set of Glides	+£9

FROM  
£135

125kg  
WEIGHT  
RATING

GUARANTEE  
2  
YEARS

8  
Hour Usage

MATCHING  
Page  
174  
VISITOR

# Proper Blue

- Adjustable lumbar support cushion
- Soft airmesh fabric
- Adjustable arms as standard



OP000219  
Proper Black Mesh Back Blue Fabric

Options	FROM
Folding Height Adjustable Arms	+£27
5 Star Chrome Base	+£25
Set of Glides	+£9

Adjustments

Tilt  
Tension  
Adjustment

Gas Height  
Adjustment

Lock Tilt  
Mechanism

Height  
Adjustable  
Armrest

Adjustable  
Lumbar  
Support

Dimensions

125kg  
WEIGHT  
RATING

GUARANTEE  
2  
YEARS

8  
Hour Usage

MATCHING  
Page  
174  
VISITOR

Stock Option FROM £135




Black  
Fabric



Upholstery See page 204 for full details  
Band 1 £155 Band 4 £170  
Band 2 £162 Band 5 £173  
Band 3 £165 Band 6 £176

Stock Option FROM £135



Blue  
Fabric



# Glory

Glory has for many years been one of the UK's favourite hybrid task/executive chairs.

For working managers and executives who require a fully functioning task chair, but with the dimensions to suit their requirements it has been a top pick.

Performance, modern styling and multiple functionalities; the Glory has it all.

Ergonomically shaped and panelled seat and back support promote excellent posture for all-day comfort. The Glory has a design that is innovative and built to last.

It's no wonder it is the choice of thousands who want comfort and efficiency in their hard-working office environment.





# Glory

- Contoured backrest provides superior comfort and support
- Height adjustable backrest
- Independent seat and back angle adjustments

125kg  
WEIGHT  
RATING

GUARANTEE  
2  
YEARS

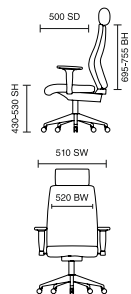
8  
Hour Usage

## Adjustments



Options	FROM
Seat Slide	+£39
5 Star Chrome Base	+£25
Set of Glides	+£9

## Dimensions



OP000068  
Glory Black Leather

OP000064  
Glory Black Fabric

OP000066  
Glory Blue Fabric

Stock Option FROM £192



# Deserve Black Mesh

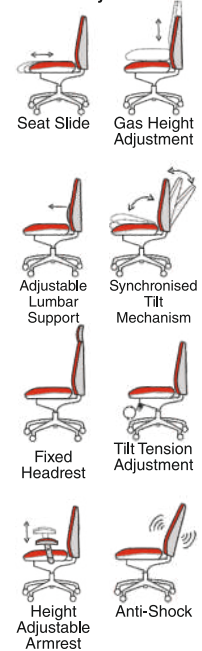
- Suitable for use in both the office and home working environments
- This chair comes complete with height adjustable arms
- Fully synchronised tilt mechanism

120kg  
WEIGHT  
RATING

GUARANTEE  
3  
YEARS

8  
Hour Usage

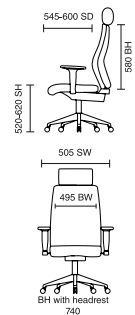
## Adjustments



Options	FROM
Headrest	+£7
Set of Glides	+£9

FROM  
£199

KC0283  
Deserve Black Mesh with Headrest



Stock Option FROM £199



# Joy Black Fabric

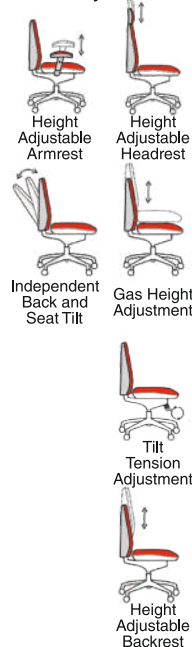
- Triple lever asynchronous mechanism
- Tilt tension control
- Built in headrest



OP000236  
Joy Black Fabric

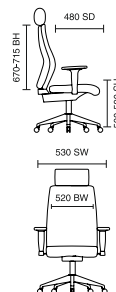


## Adjustments



Options	FROM
Set of Glides	+£9

## Dimensions



# Synergy

- Contoured seat and back with seat slide
- Ratchet backrest height adjustment
- Height adjustable arms
- Tension adjustable tilt



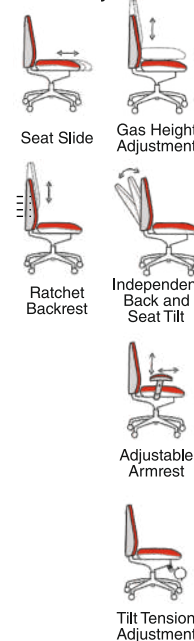
OP000176  
Synergy Black Fabric

FROM  
£172

OP000177  
Synergy Blue Fabric

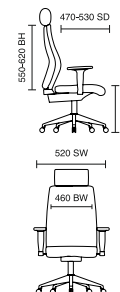


## Adjustments



Options	FROM
5 Star Chrome Base	+£25
Set of Glides	+£9

## Dimensions



Stock Option FROM £183

Stock Option FROM £172





# Leander

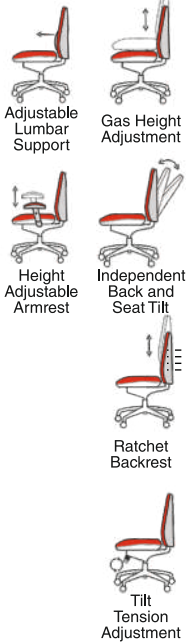
- Twist grip lumbar adjustment
- Three lever multi position mechanism
- Adjustable arms included
- Tension adjustable tilt

125kg  
WEIGHT  
RATING

GUARANTEE  
2  
YEARS

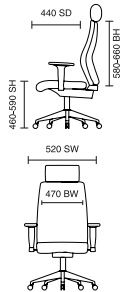
8  
Hour Usage

### Adjustments



Options	FROM
Seat Slide	+£41
Set of Glides	+£9

### Dimensions



OP000074  
Leander Blue Fabric



OP000073  
Leander Black Fabric

Stock Option **FROM £167**



Upholstery See page 204 for full details			
Band 1	£193	Band 4	£223
Band 2	£208	Band 5	£228
Band 3	£215	Band 6	£235

# Valour II

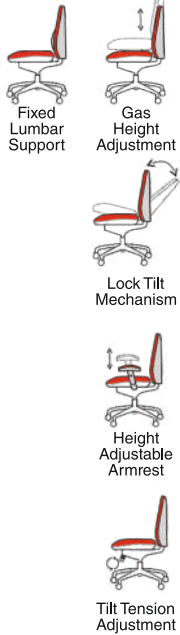
- Soft mesh back with leather surround
- Fabric and leather combination seat upholstery
- Lumbar support strap
- Optional adjustable leather headrest
- Tilting action with lock feature

110kg  
WEIGHT  
RATING

GUARANTEE  
2  
YEARS

8  
Hour Usage

### Adjustments



EX000075  
Valour II Black Leather Black Mesh

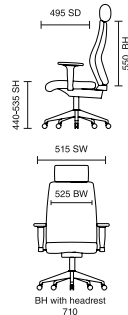


KC0160  
Valour II Black Leather Black Mesh with optional headrest

Options	FROM
Headrest	+£20
5 Star Chrome Base	+£25
Set of Glides	+£9

**FROM  
£145**

### Dimensions



Stock Option **FROM £145**



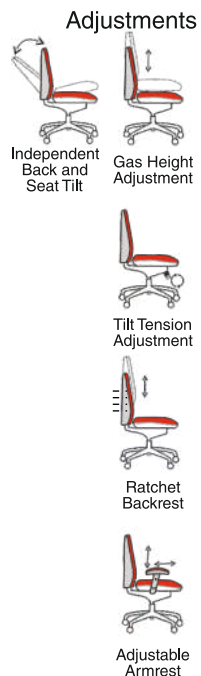
# Ease Fabric

- Sculptured seat and back with kidney shaping for the ultimate in back support
- Fitted with a height adjustable ratchet back and height adjustable arms
- Triple lever asynchronous adjustment with tension control



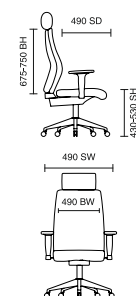
OP000233  
Ease Blue Fabric

OP000232  
Ease Black Fabric



Options	FROM
Set of Glides	+£9

## Dimensions



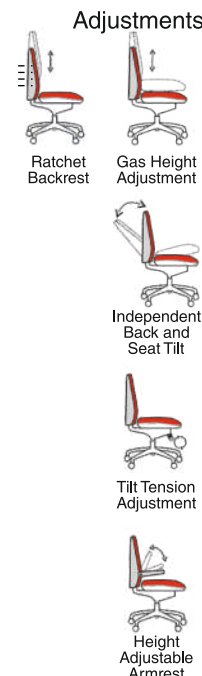
# Sleek

- Triple lever mechanism with asynchronous back & seat adjustment
- Deep cushioned seat and back
- Ratchet backrest height adjustment
- Tension adjustable tilt



OP000129  
Sleek Black Leather

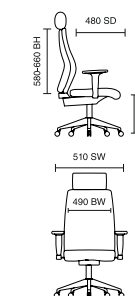
OP000127  
Sleek Black Fabric




Options	FROM
Seat Slide	+£41
Set of Glides	+£9

FROM  
£161

## Dimensions



Stock Option FROM £162



Stock Option FROM £161





# Perfect

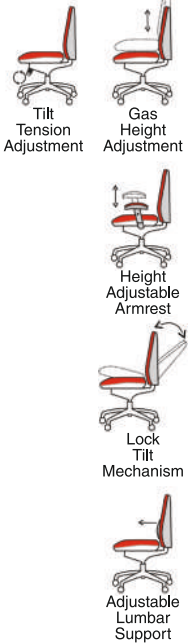
- Height adjustable lumbar support
- Adjustable arms as standard
- Soft mesh seat
- Gas lift with single lever tilt and lock mechanism

125kg  
WEIGHT  
RATING

GUARANTEE  
2  
YEARS

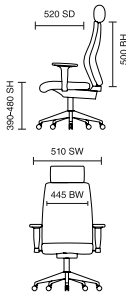
8  
Hour Usage

### Adjustments



Options	FROM
5 Star Chrome Base	+£25
Set of Glides	+£9

### Dimensions



OP000104  
Perfect Black Mesh Back Black

# Fresh

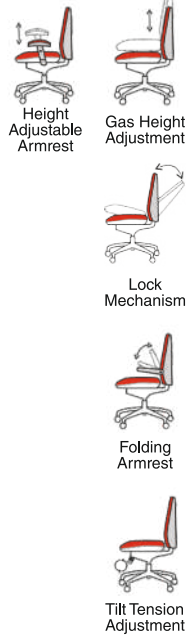
- Breathable full mesh upholstery
- Fold away height adjustable arms
- Reclining function with weight tension adjustment

125kg  
WEIGHT  
RATING

GUARANTEE  
2  
YEARS

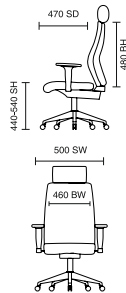
8  
Hour Usage

### Adjustments



Options	FROM
5 Star Chrome Base	+£25
Set of Glides	+£9

### Dimensions



OP000210  
Fresh Mesh with Folding Arms

FROM  
£143

Stock Option FROM £159



Black  
Mesh

Stock Option FROM £143



Black  
Mesh



# Reform Airmesh

- Airmesh, bespoke fabric or soft bonded leather seat options
- Silver accent styling
- Folding boomerang arms

# Reform Leather

110kg  
WEIGHT  
RATING

GUARANTEE  
2  
YEARS

8  
Hour Usage



KCUP0506  
Reform Bespoke Myrhh Green Seat with Black Back

Options	FROM
Height Adjustable Arms	+£27
5 Star Chrome Base	+£25
Set of Glides	+£9
Seat Slide	+£41

FROM  
£143

OP000115  
Reform Airmesh with Black Back

Stock Option FROM £143



Instant folding arms



Options	FROM
Height Adjustable Arms	+£27
5 Star Chrome Base	+£25
Set of Glides	+£9
Seat Slide	+£41

## Adjustments



Gas Height Adjustment



Infinite Lock Mechanism

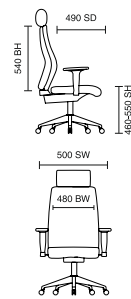


Tilt Tension Adjustment



Folding Armrest

## Dimensions



OP000118  
Reform Leather with Silver Back

Stock Option FROM £143



**Upholstery** See page 204 for full details

**Band 1** £161  
**Band 2** £167  
**Band 3** £170

**Band 4** £174  
**Band 5** £176  
**Band 6** £180

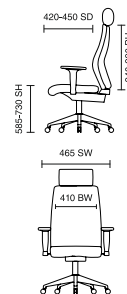


# Major Draughtsman

- Cushioned polyurethane seat and back
- Fully ergonomic with a tilting back mechanism
- Extra tall high rise version with foot ring included
- Wipe clean surfaces throughout



OP000089  
Major Black Polyurethane with Draughtsman Kit



# Major

110kg  
WEIGHT  
RATING

GUARANTEE  
2  
YEARS

8  
Hour Usage

## Adjustments



Gas Height  
Adjustment



Height  
Adjustable  
Backrest



Back Angle  
Adjustment

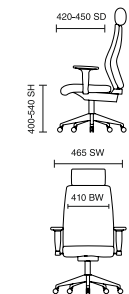


Seat Depth  
Adjustment

Options	FROM
5 Star Chrome Base	+£25
Set of Glides	+£9

FROM  
£129

## Dimensions



OP000088  
Major Black Polyurethane

Draughtsman FROM £147



Stock Option FROM £129





# Ideal

- Auto tensioned reclining deeply cushioned seat
- Elegantly designed mesh backrest
- Fold away arms included



## Adjustments



Gas Height Adjustment



Auto Tilt Tensioner



Lock Tilt Mechanism



Folding Arms



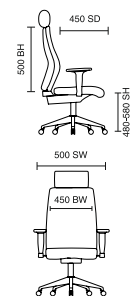
KCUP0297  
Ideal Bespoke Bergamot Cherry



EX000135  
Ideal Black Fabric

Options	FROM
Set of Glides	+£9

## Dimensions



# Vantage

- Vibrant designer backrest
- Soft padded seat with stitch detail
- Designer nylon arms built into the frame
- Tilting movement with tension control



## Adjustments



Gas Height Adjustment



Tilt Tension Adjustment



Lock Tilt Mechanism



Fixed Arms



KCUP0608  
Vantage Bespoke Tansy Purple

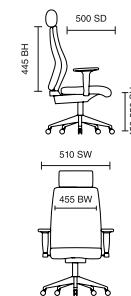


OP000180  
Vantage Black Fabric

Options	FROM
5 Star Chrome Base	+£25
Set of Glides	+£9

FROM  
£120

## Dimensions



Stock Option FROM £133

Stock Option FROM £120



**Upholstery** See page 204 for full details  
 Band 1 £149 Band 4 £165  
 Band 2 £158 Band 5 £168  
 Band 3 £161 Band 6 £171



**Upholstery** See page 204 for full details  
 Band 1 £134 Band 4 £151  
 Band 2 £143 Band 5 £153  
 Band 3 £146 Band 6 £156



# Zeal

- Breathable Black airmesh seat with stitch detail as standard
- Easy foldaway armrests included
- Tension adjustable tilt



KCUP0709  
Zeal Bespoke Senna Yellow



OP000140  
Zeal Black Fabric Black Mesh Back

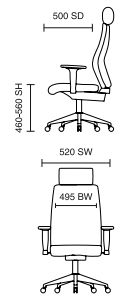


## Adjustments



Options	FROM
5 Star Chrome Base	+£25
Set of Glides	+£9

## Dimensions



Stock Option **FROM £118**



**Upholstery** See page 204 for full details  
**Band 1** £138 **Band 4** £158  
**Band 2** £150 **Band 5** £161  
**Band 3** £153 **Band 6** £164

# Create Black Mesh

- Single lever mechanism for auto gas lift
- Fixed nylon arms
- Supportive airmesh weave seat and mesh back



## Adjustments

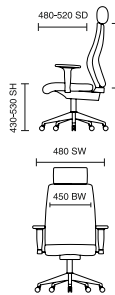


Options	FROM
Set of Glides	+£9



OP000238  
Create Black Mesh

**FROM  
£95**



Stock Option **FROM £95**



**Upholstery** See page 204 for full details  
**Band 1** £114 **Band 4** £129  
**Band 2** £121 **Band 5** £132  
**Band 3** £124 **Band 6** £136

# Dare

- Durable, stylish nylon backrest
- Breathable airmesh upholstered seat
- Hard wearing fixed armrests included
- Seven backrest colours available

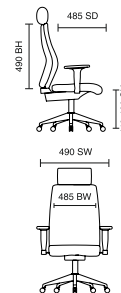


## Adjustments




Options	FROM
Height Adjustable Arms	+£22
Folding Height Adjustable Arms	+£29
Set of Glides	+£9

## Dimensions



# Dare Backrests

The Dare comes with a choice of seven elastomer back shades. The fabric seat is Black as standard but you can opt for a bespoke fabric. As a final check, don't forget to consider the accessory alternatives in our accessory grids.



Stock Option FROM £102



See page 204 for full details

Band 1	£120	Band 4	£136
Band 2	£128	Band 5	£138
Band 3	£132	Band 6	£142



# Tactful Black Mesh

- Stylish & comfortable budget operator chair
- Stay-cool airmesh seat fabric
- Large, contoured fine mesh backrest
- Tension sensitive tilt control



KCUP1265  
Tactful Bespoke Tabasco Red



EX000193  
Tactful Black Mesh



## Adjustments



Gas Height Adjustment



Fixed Arms



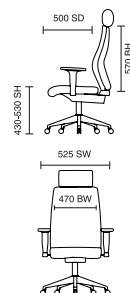
Lock Tilt Mechanism



Tilt Tension Adjustment

Options	FROM
5 Star Chrome Base	+£25
Set of Glides	+£9
Folding & Height Adjustable Arms	+£28
Height Adjustable Arms	+£22

## Dimensions



# Justly Black Leather

- Permanent contact lever adjusted backrest control
- Panelled leather upholstery
- Shaped seat & backrest
- Optional Height Adjustable Armrests



## Adjustments



Independent Back and Seat Tilt



Gas Height Adjustment



Height Adjustable Backrest



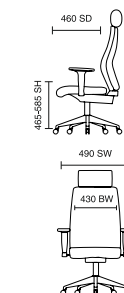
Fixed Arms



Height Adjustable Armrest

Options	FROM
Height Adjustable Arms	+£22
Set of Glides	+£9

## Dimensions



OP000229  
Justly Black Leather with optional Height Adjustable Armrests

FROM  
£93

Stock Option FROM £94



**Upholstery** See page 204 for full details  
**Band 1** £118 **Band 4** £133  
**Band 2** £126 **Band 5** £136  
**Band 3** £129 **Band 6** £139

Stock Option FROM £93





# Excite Plus XL

**NEW!**

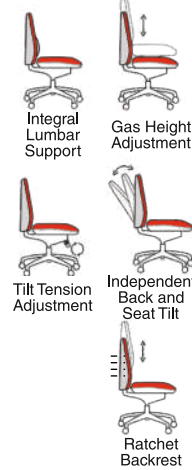


- Generously dimensioned seat and back
- Multifunctional mechanism
- Tilt tension adjustment
- Ratchet backrest height adjustment
- Built to EN1335 standard



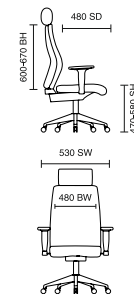
OP000038  
Excite XL Blue Fabric

## Adjustments



Options	FROM
5 Star Chrome Base	+£25
Height Adjustable Arms	+£22
Loop Arms	+£13
Set of Glides	+£9

## Dimensions



# Excite Plus 3

**NEW!**



- Dished comfort seat
- Independent seat and back angle adjustments
- Built to EN1335 standard
- Optional armrests available



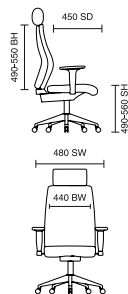
KC0043  
Excite 3 Black Fabric with optional  
Height Adjustable Arms

## Adjustments



Options	FROM
5 Star Chrome Base	+£25
Height Adjustable Arms	+£22
Loop Arms	+£13
Pump Lumbar Support	+£23
Set of Glides	+£9

## Dimensions



**FROM  
£77**

OP000037  
Excite 3 Wine Fabric

Stock Option **FROM £125**



**Upholstery** See page 204 for full details  
**Band 1** £151 **Band 4** £184  
**Band 2** £168 **Band 5** £189  
**Band 3** £175 **Band 6** £196

Stock Option **FROM £77**



Vinyl **FROM £96**



**Upholstery** See page 204 for full details  
**Band 1** £105 **Band 4** £128  
**Band 2** £114 **Band 5** £132  
**Band 3** £119 **Band 6** £138

# Excite Plus 2 Deluxe Mesh

- Two levers for height and backrest release
- Back height adjustable
- Dished seat design
- Built to EN1335 standard

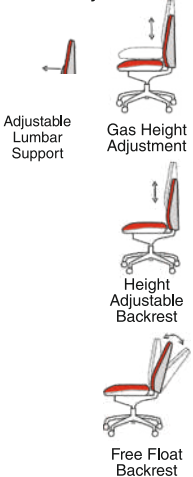
120kg  
WEIGHT  
RATING

GUARANTEE  
2  
YEARS

8  
Hour Usage

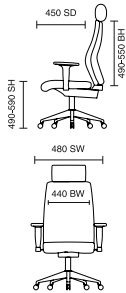
NEW!

### Adjustments



Options	FROM
5 Star Chrome Base	+£25
Height Adjustable Arms	+£13
Loop Arms	+£13
Draughtsman Kit	+£43
Seat Slide	+£41
Set of Glides	+£9

### Dimensions



KC0300  
Excite Plus 2 Deluxe Mesh with Black Seat

# Excite Plus 2 Mesh

- Two levers for height and backrest release
- Back height adjustable
- Built to EN1335 standard
- Optional armrests available

120kg  
WEIGHT  
RATING

GUARANTEE  
2  
YEARS

8  
Hour Usage

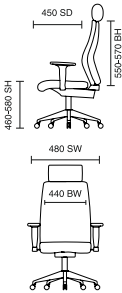
NEW!

### Adjustments



Options	FROM
5 Star Chrome Base	+£25
Height Adjustable Arms	+£22
Loop Arms	+£13
Draughtsman Kit	+£43
Seat Slide	+£41
Set of Glides	+£9

### Dimensions



FROM  
£111

KCUP0808  
Excite Plus 2 Mesh Back with Blue Seat

Stock Option FROM £118



Upholstery See page 204 for full details

Band 1	£132	Band 4	£146
Band 2	£137	Band 5	£149
Band 3	£141	Band 6	£153

Stock Option FROM £111



Upholstery See page 204 for full details

Band 1	£125	Band 4	£138
Band 2	£130	Band 5	£142
Band 3	£134	Band 6	£146



# Excite Plus 2

**NEW!**

120kg  
WEIGHT  
RATING

GUARANTEE  
2  
YEARS

8  
Hour Usage

- Two levers for height and backrest release
- Built to EN1335 standard
- Dished seat design
- Optional armrests available



OP000025  
Excite Plus 2 Blue Fabric



OP000029  
Excite 2 Bonded Leather

## Adjustments



Gas Height  
Adjustment



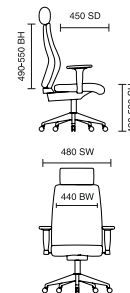
Height  
Adjustable  
Backrest



Free Float  
Backrest

Options	FROM
5 Star Chrome Base	+£25
Height Adjustable Arms	+£22
Loop Arms	+£13
Draughtsman Kit	+£43
Pump Lumbar Support	+£23
Seat Slide	+£41
Set of Glides	+£9

## Dimensions



# Excite Plus 1

**NEW!**

120kg  
WEIGHT  
RATING

GUARANTEE  
2  
YEARS

8  
Hour Usage

- Contoured backrest and seat
- Backrest height and angle adjustment
- Built to EN1335 standard



OP000158  
Excite Plus 1 Black Fabric



OP000159  
Excite Plus 1 Blue Fabric

## Adjustments



Gas Height  
Adjustment



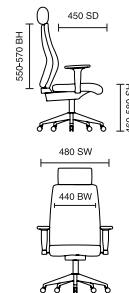
Height  
Adjustable  
Backrest



Free Float  
Backrest

Options	FROM
5 Star Chrome Base	+£25
Height Adjustable Arms	+£22
Loop Arms	+£13
Draughtsman Kit	+£43
Pump Lumbar Support	+£23
Seat Slide	+£41
Set of Glides	+£9

## Dimensions



**FROM  
£61**

Stock Option **FROM £67**

Vinyl **FROM £91**



**Upholstery** See page 204 for full details  
**Band 1** £96 **Band 4** £117  
**Band 2** £103 **Band 5** £121  
**Band 3** £109 **Band 6** £128

Stock Option **FROM £61**



**Upholstery** See page 204 for full details  
**Band 1** £89 **Band 4** £110  
**Band 2** £96 **Band 5** £113  
**Band 3** £102 **Band 6** £120



# Kneeling Stools

- Easy seat height adjustment by a lever
- Soft cushion padding
- Castors mounted for easy movement and stability



Black Fabric Black Frame  
OP000070



Blue Fabric Silver Frame  
OP000071

# Kneeling Stools Bespoke

GUARANTEE  
1  
YEARS

5  
Hour Usage

110kg  
WEIGHT  
RATING

Adjustments

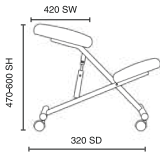


Ginseng Chilli Bespoke Fabric Silver Frame  
KCUP0326



Myrrh Green Bespoke Fabric Black Frame  
KCUP1291

FROM  
£76



Stock Option FROM £76



Upholstery See page 204 for full details	
Band 1	£94
Band 2	£102
Band 3	£106
Band 4	£111
Band 5	£114
Band 6	£119

# HEAVY DUTY

---

We come in all shapes and sizes, so why should we compromise on style and satisfaction?

'Heavy Duty' products can cater for users of a weight of up to 32 stone / 200kg; allowing the whole office to sit in comfort no matter their individual needs.

Product components within this category generally feature:

- Thicker seat pan
- Upgraded gas stem and castors
- Generous seating and back panels
- Thicker, higher density foam
- More securing bolts & thicker thread
- Increased thickness/gauge of steel for the mechanism







Hermione HD  
Page 138



Titan HD  
Page 138



Dido HD  
Page 139



Plymouth HD  
Page 139

# HEAVY DUTY



# Hermione HD

- Anti-shock fully synchronous tilting action
- Designed and engineered for 24-hour heavy duty use
- Extra large dimensions, deep upholstery
- Large padded arms

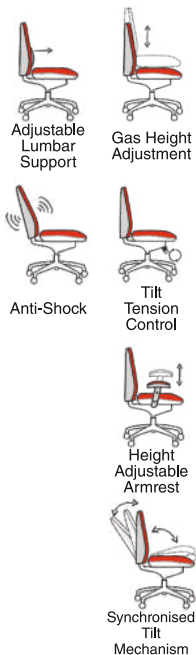


KCUP0993  
Hermione Mesh Back Bespoke  
Bergamot Cherry Fabric Seat

OP000181  
Hermione Mesh Back Black Fabric Seat

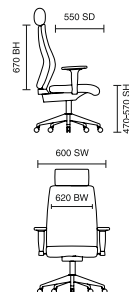


203 kg



Options	FROM
5 Star Chrome Base	+£25
Set of Glides	+£9

## Dimensions



FROM  
£350

Stock Option FROM £350

# Titan HD

- Reinforced seat and back panels give superior structure quality
- Heavy duty deep contoured seat and back
- Deep panelled upholstery
- Polished chrome accents



EX000115  
Titan HD Leather



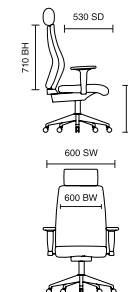
222 kg

## Adjustments



Options	FROM
Set of Glides	+£9

## Dimensions



FROM  
£338

Stock Option FROM £338



**Upholstery** See page 204 for full details  
**Band 1** £370 **Band 4** £408  
**Band 2** £392 **Band 5** £413  
**Band 3** £399 **Band 6** £420



# Dido HD

- Extra deep contoured seat and back
- Attractive panelled design with sweep around arms



EX000191  
Dido HD Leather

5

GUARANTEE

YEARS

8

Hour Usage

203

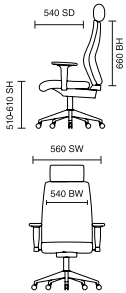
kg

### Adjustments

- Gas Height Adjustment
- Tilt Tension Control
- Fixed Armrest
- Lock Tilt Mechanism

Options	FROM
Set of Glides	+£9

### Dimensions



Stock Option **FROM £324**



# Plymouth HD

- Large seat & back make this chair suitable for heavy duty use
- Deeply cushioned seat and backrest provide optimum comfort
- Height adjustable armrests



KCUP0459  
Plymouth HD Black Mesh Bespoke Stevia Blue

FROM  
£245

OP000106  
Plymouth HD Black Mesh Black Fabric

5

GUARANTEE

YEARS

8

Hour Usage

203

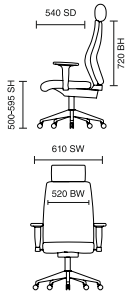
kg

### Adjustments

- Adjustable Lumbar Support
- Gas Height Adjustment
- Tilt Tension Control
- Height Adjustable Arms
- Lock Tilt Mechanism

Options	FROM
5 Star Chrome Base	+£25
Set of Glides	+£9

### Dimensions



Stock Option **FROM £245**



A logo consisting of three colored triangles (red, green, blue) arranged in a larger triangle.

Upholstery

See page 204 for full details

Band 1

£267

Band 2

£284

Band 3

£292

Band 4

£301

Band 5

£306

Band 6

£314



# EXECUTIVE SEATING

---

Never has more been asked of the modern-day executive.

They must operate with peak efficiency, whilst regularly tackling long hours and stressful environments.

From mid-managers through to top executives the tasks performed are varied and demanding.

Having stylish, comfortable seating that supports the user perfectly and offers a variety of functions is crucial to achieving optimum performance at work.







Zazzy Range  
Page 142



Million II Range  
Page 146



Savvy Range  
Page 148



Capable Range  
Page 149



Radiant Range  
Page 150



Clarity  
Page 151



Mind  
Page 151



Xenas Range  
Page 152



Focus Range  
Page 154



Logic  
Page 155



Serene II  
Page 155



Talent  
Page 156



Reveal  
Page 156



Acclaim  
Page 157



Driven  
Page 157



Wisdom Range  
Page 158



Genius  
Page 159



Placid  
Page 159



Magic Range  
Page 160



Valid  
Page 161



Crystal  
Page 162



Exact  
Page 162



Neat Range  
Page 163



Patient  
Page 164



Thrive  
Page 164



Leader  
Page 165



Honour  
Page 165



Bold  
Page 166



Bravo  
Page 166



Connect  
Page 167

# EXECUTIVE SEATING

# Zazzy

Boldly going where no chair has gone before, the Zazzy takes you to a new comfort destination.

Our unique range of this distinctive, uber stylish posture perfect seating solution has it all. There are fine mesh, fully upholstered, partly upholstered and stunning flexible elastomer options available.

Carefully contoured, the seat and backrest have been designed to provide the user with maximum comfort.

The high quality outer skeleton wraps the user in touch point technology.

Padded arm rests on the fabric and leather options provide pleasing eye-appeal, whilst the elastomer versions benefit from striking colour coded armrests.

The polished aluminium base houses highlighted castor detailing.





# Zazzy Orange Elastomer

- Adjustable tilt tension control with easy use crank handle
- Coated aluminium base with colour coordinated castors
- Ingenious elastomer surfaces mould to your body shape



KC0165  
Zazzy Orange Elastomer with optional headrest

Options	FROM
Headrest	+£35
Set of Glides	+£9

FROM  
£349

Stock Option FROM £349



Orange  
Elastomer

# Zazzy Grey Elastomer



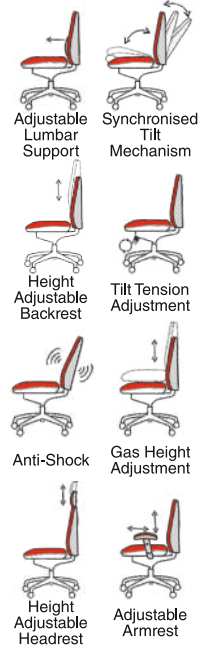
EX000112  
Zazzy Grey Elastomer



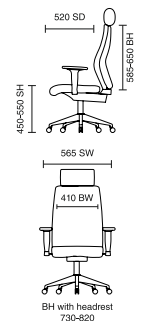
KC0164  
Zazzy Grey Elastomer with optional headrest

Options	FROM
Headrest	+£35
Set of Glides	+£9

## Adjustments



## Dimensions



Stock Option FROM £349



Gray  
Elastomer



# Zazzy Mesh White Frame

- Large, contoured backrest and seat
- Synchro tilt glide mechanism with multi-lock and anti-shock system
- Black frame option available



Options	FROM
Headrest	+£35
Set of Glides	+£9

FROM  
£349

Stock Option FROM £349



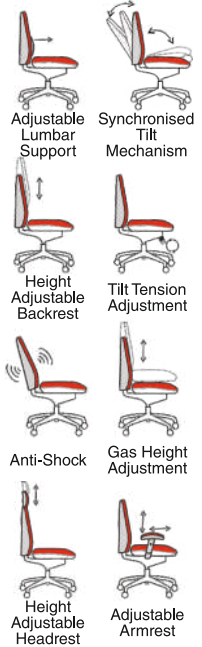
# Zazzy Mesh Black Frame

135kg  
WEIGHT  
RATING

GUARANTEE  
5  
YEARS

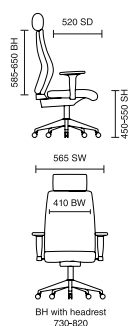
8  
Hour Usage

## Adjustments



Options	FROM
Headrest	+£35
Set of Glides	+£9

## Dimensions



Stock Option FROM £349



# Zazzy Fabric

- Unique and contemporary design
- Stylish, large contoured backrest and seat
- Easy operation ratchet backrest height adjustment



KCUP0694  
Zazzy fully bespoke Ginseng Chilli



KC0161  
Zazzy Black Fabric with optional headrest

Options	FROM
Headrest	+£35
Set of Glides	+£9

FROM  
£349

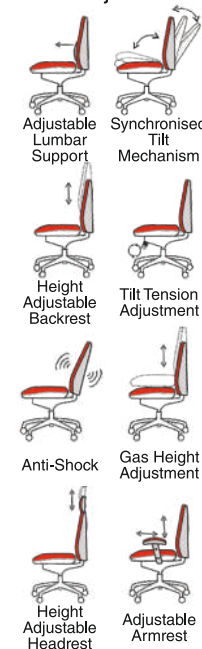
# Zazzy Leather

135kg  
WEIGHT  
RATING

GUARANTEE  
5  
YEARS

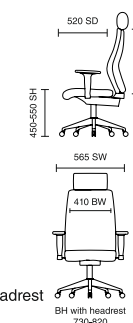
8  
Hour Usage

## Adjustments



Options	FROM
Headrest	+£35
Set of Glides	+£9

## Dimensions



KC0166  
Zazzy Black Leather with optional headrest

Stock Option FROM £349



Black  
Fabric



**Upholstery** See page 204 for full details  
**Band 1** £380 **Band 4** £412  
**Band 2** £398 **Band 5** £418  
**Band 3** £404 **Band 6** £424

Stock Option FROM £349



Black  
Leather



# Million II

Million is one of the UK's best selling ergonomic seating solutions and comes with the manufacturer's five-year warranty.

Encased in a strong skeletal subframe the mesh back and seat is contoured to fit the body's shape perfectly.

Fully loaded with comfort and ergonomic features, the Million boasts an integral seat slide, automatic synchronised seat movement, height adjustable armrests and even an anti-shock tilt.

Matching headrests are available. The chair itself is mounted onto a superior chrome base and benefits from a tension adjuster on the tilt.





# Million II with headrest

- Unique and contemporary design
- Comfortable nylon woven mesh is breathable, durable and stylish
- Anti-shock synchronised tilting mechanism
- Integral seat slide control



KC0148  
Million II Black Mesh with optional headrest

Options	FROM
Set of Glides	+£9

Stock Option FROM £272



Full Mesh

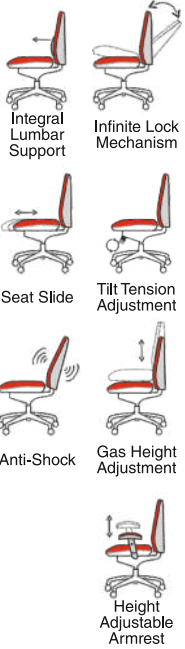
# Million II

125kg  
WEIGHT  
RATING

GUARANTEE  
2  
YEARS

8  
Hour Usage

## Adjustments



Options	FROM
Set of Glides	+£9



EX000162  
Million II Black Mesh

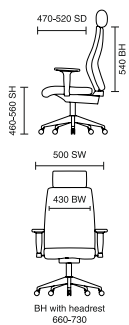
FROM  
£254

Stock Option FROM £254



Full Mesh

## Dimensions



# Savvy High Back

- Deep comfort seat & back cushions
- Aluminium armrests
- Twin lever mechanism with infinite lock recline
- High chrome arms and base feature

110kg  
WEIGHT  
RATING

GUARANTEE  
2  
YEARS

8  
Hour Usage

WATCHING  
Page  
170  
VISITOR



EX000067  
Savvy Black Bonded Leather High Back

## Adjustments



Gas Height  
Adjustment



Infinite Lock  
Mechanism



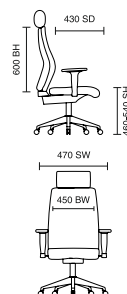
Fixed  
Armrest



Tilt Tension  
Adjustment

Options	FROM
Set of Glides	+£9

## Dimensions



# Savvy Medium Back

110kg  
WEIGHT  
RATING

GUARANTEE  
2  
YEARS

8  
Hour Usage

WATCHING  
Page  
170  
VISITOR



EX000069  
Savvy Black Bonded Leather Medium Back

## Adjustments



Gas Height  
Adjustment



Infinite Lock  
Mechanism



Fixed  
Armrest

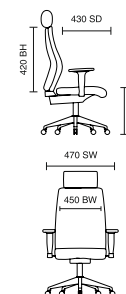


Tilt Tension  
Adjustment

Options	FROM
Set of Glides	+£9

FROM  
£238

## Dimensions



Stock Option FROM £247

Stock Option FROM £238



# Capable High Back

- Large contoured seat
- Two levers, infinite lock and tilt mechanism
- Soft padded leather upholstery



EX000007  
Capable Black Bonded Leather High Back



EX000008  
Capable Tan Bonded Leather High Back



## Adjustments



Tilt Tension Adjustment



Gas Height Adjustment



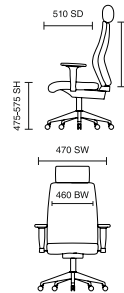
Infinite Lock Mechanism



Fixed Armrest

Options	FROM
Set of Glides	+£9

## Dimensions



Stock Option **FROM £242**



# Capable Medium Back



## Adjustments



Tilt Tension Adjustment



Gas Height Adjustment



Infinite Lock Mechanism



Fixed Armrest

Options	FROM
Set of Glides	+£9



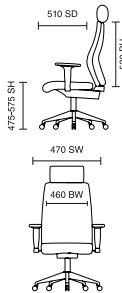
EX000011  
Capable Tan with Arms Medium Back



EX000012  
Capable White with Arms Medium Back

**FROM £224**

## Dimensions



Stock Option **FROM £224**





# Radiant High Back

- Soft to touch leather
- Polished chrome frame
- Twin lever tilt and lock mechanism
- Tilt tension adjustment
- Ribbed stitch detailing

110kg  
WEIGHT  
RATING

GUARANTEE  
2  
YEARS

8  
Hour Usage

WATCHING  
Page  
170  
VISITOR

## Adjustments



Tilt Tension Adjustment



Gas Height Adjustment



Infinite Lock Mechanism



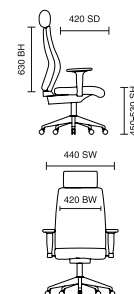
Fixed Armrest



EX000058  
Radiant Ivory Bonded Leather High Back

Options	FROM
Set of Glides	+£9
Set of Chrome Glides	+£23

## Dimensions



EX000057  
Radiant Black Bonded Leather High Back

# Radiant Medium Back

110kg  
WEIGHT  
RATING

GUARANTEE  
2  
YEARS

8  
Hour Usage

WATCHING  
Page  
170  
VISITOR

## Adjustments



Tilt Tension Adjustment



Gas Height Adjustment



Infinite Lock Mechanism



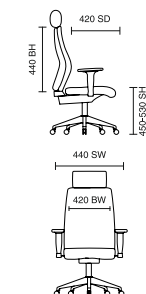
Fixed Armrest



KCUP1279  
Radiant Black Bonded Leather Medium Back  
with optional Chrome Glides

Options	FROM
Set of Glides	+£9
Set of Chrome Glides	+£23

## Dimensions



EX000060  
Radiant Ivory Bonded Leather Medium Back

FROM  
£214

Stock Option FROM £223



Stock Option FROM £214



# Clarity

- Generous dimensions on traditional styling
- Height adjustable headrest
- Reclining function with tilt tension



EX000002  
Clarity Cream Bonded Leather



EX000001  
Clarity Black Bonded Leather

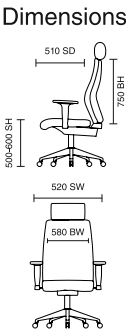
110kg  
WEIGHT  
RATING

GUARANTEE  
2  
YEARS

8  
Hour Usage



Options	FROM
Set of Glides	+£9



Stock Option FROM £255



# Mind

- Synchronised tilting mechanism, lockable in multiple positions
- Anti-shock reclining with weight tension adjustment
- Polished aluminium armrests and wheelbase



EX000183  
Mind Black & Mink Leather



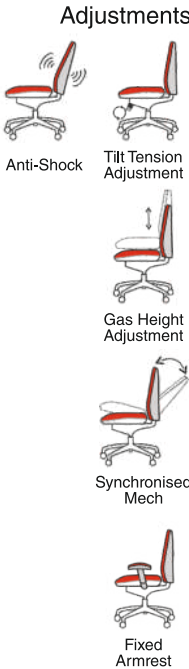
EX000184  
Mind Black Leather

125kg  
WEIGHT  
RATING

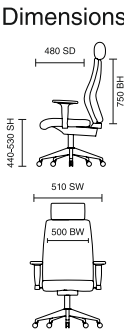
GUARANTEE  
5  
YEARS

8  
Hour Usage

MATCHING  
Page  
171  
VISITOR



Options	FROM
Set of Glides	+£9



Stock Option FROM £229





# Xenas

Elegant White or Black acrylic shells cradle the most stylish of executive chairs – the Xenas.

The shell swoops down from the generously proportioned backrest to integral slim shaped arms which fold around to the underside of the seat shell.

A high-quality knee tilt ensures maximum comfort and avoids discomfort caused by upper leg blood vessel constriction.

High density moulded foams and inbuilt contoured lumbar support add to the easy seating package.

A brushed aluminium five-star base continues the focus on sophisticated styling at ground level.





# Xenas White Shell Leather

125kg  
WEIGHT  
RATING

GUARANTEE  
5  
YEARS

8  
Hour Usage

MATCHING  
Page  
170  
VISITOR



EX000095  
Xenas White Shell Black Leather



KC0229  
Xenas White Shell White Leather with optional headrest

FROM  
£215

Adjustments

Options	FROM
Headrest	+£29
Set of Glides	+£9

Dimensions

# Xenas White Shell fabric

125kg  
WEIGHT  
RATING

GUARANTEE  
5  
YEARS

8  
Hour Usage

MATCHING  
Page  
170  
VISITOR



KCUP1180  
Xenas White Shell Bespoke Stevia Blue with optional headrest



KC0227  
Xenas White Shell Blue Fabric with optional headrest

Adjustments

Options	FROM
Headrest	+£29
Set of Glides	+£9

Dimensions

Stock Option FROM £215



Stock Option FROM £215



Upholstery See page 204 for full details

Band 1	£296	Band 4	£358
Band 2	£328	Band 5	£367
Band 3	£341	Band 6	£381

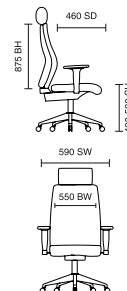
# Focus High Back

- Extra smooth tilt and lock mechanism
- Generously proportioned wing armchair design
- Detail stitching



EX000214  
Focus High Back Black Leather

## Dimensions



Stock Option **FROM £219**



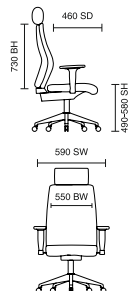
# Focus Medium Back

- Fully upholstered faux leather soft touch shell chair
- Full depth upholstered arms
- Synchronised tilt action
- Generous proportions



EX000215  
Focus Medium Back Black Leather

## Dimensions



Stock Option **FROM £208**

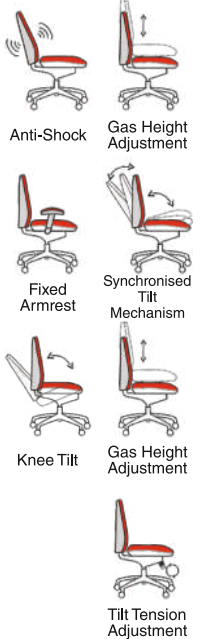


**120kg**  
WEIGHT  
RATING

**GUARANTEE**  
**2**  
YEARS

**8**  
Hour Usage

## Adjustments



Options	FROM
Set of Glides	+£9

**FROM**  
**£208**

# Logic NEW!

- Modern and stylish design
- Breathable mesh backrest upholstery
- Seat height adjustment
- Fixed arm rests

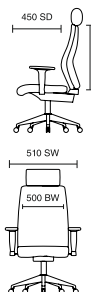


## Adjustments



EX000244  
Logic Black Seat with Full Mesh Back

## Dimensions



Stock Option **FROM £195**

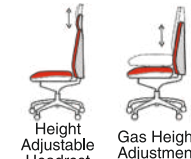


# Serene II



- Breathable mesh backrest upholstery
- Adjustable lumbar support pad
- Height adjustable headrest
- Synchronised tilting mechanism with anti-shock

## Adjustments



KCUP0539  
Serene Bespoke Seat Stevia Blue

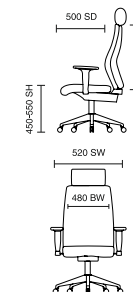


EX000064  
Serene Black Airmesh Seat with Mesh Back

Options	FROM
5 Star Nylon Base	+£19
Set of Glides	+£9

**FROM  
£194**

## Dimensions



Stock Option **FROM £194**



Upholstery See page 204 for full details			
Band 1	£206	Band 4	£218
Band 2	£211	Band 5	£221
Band 3	£214	Band 6	£223



# Talent Leather

- Soft touch leather upholstery
- Distinct padded chrome armrests
- Clean and stylish stitch detailing
- Wrap-over seat & back pads for extra deep comfort

125kg  
WEIGHT  
RATING

GUARANTEE  
2  
YEARS

8  
Hour Usage



EX000210  
Talent Black Bonded Leather

## Adjustments



Lock Tilt  
Motion



Gas Height  
Adjustment

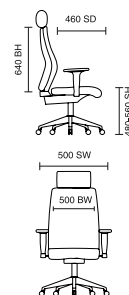


Tilt Tension  
Adjustment



Fixed  
Armrest

## Dimensions



# Reveal

- Matching base and arms
- Leather padded arms
- Two lever tilt and lock mechanism

125kg  
WEIGHT  
RATING

GUARANTEE  
2  
YEARS

8  
Hour Usage

MATCHING  
Page  
173  
VISITOR



EX000061  
Reveal Black Leather

## Adjustments



Fixed  
Armrest



Tilt Tension  
Adjustment



Gas Height  
Adjustment

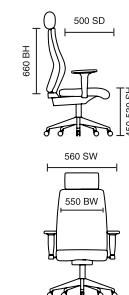


Infinite Tilt  
Mechanism

Options	FROM
Set of Glides	+£9

FROM  
£183

## Dimensions



Stock Option FROM £195

Stock Option FROM £183

# Acclaim

- Chrome arms and base
- Leather arm sleeves
- Tension adjustable tilt and lock functionality
- Padded shaped back support



## Adjustments



Tilt Tension Adjustment



Gas Height Adjustment



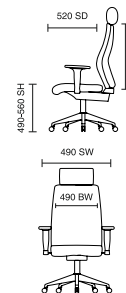
Lock Tilt Motion



Fixed Armrest

Options	FROM
Set of Glides	+£9

## Dimensions



BR000204  
Acclaim Black Bonded Leather

Stock Option **FROM £188**



# Driven

- Modern and stylish design
- Comfortable deep cushioning
- Chrome armrests with cushioned arm pads



## Adjustments



Fixed Armrest



Tilt Tension Adjustment



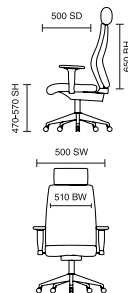
Gas Height Adjustment



Infinite Tilt Mechanism

Options	FROM
Set of Glides	+£9

## Dimensions



EX000019  
Driven Black Leather

**FROM  
£179**

Stock Option **FROM £179**



# Wisdom High back

- Bonded leather upholstery
- Deeply padded for comfort
- Hybrid design for exec/high function use
- Lock and tilt mechanism



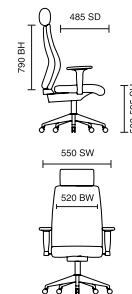
EX000213  
Wisdom High Back Leather

## Adjustments



Options	FROM
Set of Glides	+£9

## Dimensions

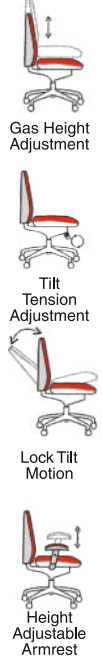


# Wisdom Medium back



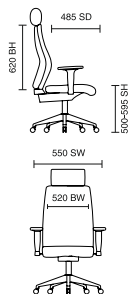
EX000212  
Wisdom Medium Back Leather

## Adjustments



Options	FROM
Set of Glides	+£9

## Dimensions



FROM  
£164

Stock Option FROM £178

Stock Option FROM £164





# Genius

- Matching upholstered sweep arms
- Multi-panelled upholstery comfort
- Gunmetal Grey base & arms

125kg  
WEIGHT  
RATING

GUARANTEE  
2  
YEARS

8  
Hour Usage

WATCHING  
Page  
171  
VISITOR



EX000031  
Genius Blue Fabric



EX000030  
Genius Black Fabric

## Adjustments



Gas Height  
Adjustment



Fixed  
Armrest



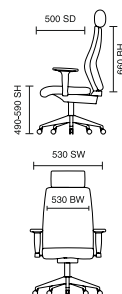
Infinite Tilt  
Mechanism



Tilt Tension  
Adjustment

Options	FROM
5 Star Chrome Base	+£25
Set of Glides	+£9

## Dimensions



Stock Option **FROM £176**



# Placid

- Modern and stylish design
- Comfortable deep cushioning
- Chrome armrests with cushioned arm pads

110kg  
WEIGHT  
RATING

GUARANTEE  
2  
YEARS

8  
Hour Usage



EX000186  
Placid Cream Leather



EX000187  
Placid Brown Leather

## Adjustments



Fixed  
Armrest



Tilt Tension  
Adjustment



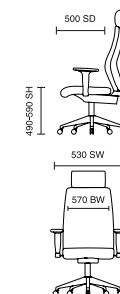
Gas Height  
Adjustment



Infinite Tilt  
Mechanism

Options	FROM
Set of Glides	+£9

## Dimensions



**FROM  
£173**

Stock Option **FROM £173**



# Magic Deluxe Leather

- Extra deep chrome & leather arm pads
- Panelled ruched upholstery
- Infinite tilt and lock with tension adjustment

125kg  
WEIGHT  
RATING

GUARANTEE  
2  
YEARS

8  
Hour Usage

WATCHING  
Page  
172  
VISITOR



EX000045  
Magic Deluxe Black Leather

## Adjustments



Fixed  
Armrest



Tilt Tension  
Adjustment



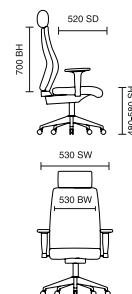
Gas Height  
Adjustment



Infinite Tilt  
Mechanism

Options	FROM
Set of Glides	+£9

## Dimensions



# Magic Leather

- Two lever infinite lock mechanism
- Matching padded leather arms
- Tension adjustment on tilt
- Panelled ruched upholstery

125kg  
WEIGHT  
RATING

GUARANTEE  
2  
YEARS

8  
Hour Usage

WATCHING  
Page  
172  
VISITOR



EX000050  
Magic Black Leather

## Adjustments



Fixed  
Armrest



Tilt Tension  
Adjustment



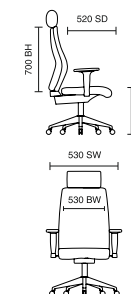
Gas Height  
Adjustment



Infinite Tilt  
Mechanism

Options	FROM
5 Star Chrome Base	+£25
Set of Glides	+£9

## Dimensions



FROM  
£149

Stock Option FROM £174

Stock Option FROM £149

# Magic Fabric

- Twin lever infinite tilt & lock mechanism
- Matching padded fabric arms
- Tension adjustment on tilt
- Panelled ruched upholstery

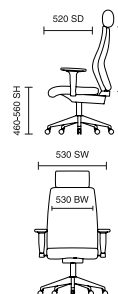


## Adjustments



Options	FROM
5 Star Chrome Base	+£25
Set of Glides	+£9

## Dimensions



EX000044  
Magic Blue Fabric

FROM  
£139

Stock Option FROM £139



# Valid

- Leather integral headrest
- Airmesh and leather seat
- Lumbar bar support
- Two lever infinite lock function



## Adjustments



Options	FROM
Set of Glides	+£9

## Dimensions



EX000074  
Valid Black Leather with Mesh Back

Stock Option FROM £149





# Crystal Black Leather

- Sumptuous soft touch real leather
- Single lever tension adjustable tilt and lock mechanism
- Cushioned lumbar support and deep padded arms

120kg  
WEIGHT  
RATING

GUARANTEE  
3  
YEARS

8  
Hour Usage

## Adjustments



Gas Height  
Adjustment



Lock Tilt  
Motion



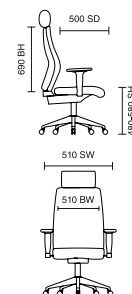
Tilt Tension  
Adjustment



Fixed  
Armrest

Options	FROM
Set of Glides	+£9

## Dimensions



EX000211  
Crystal Black Leather

Stock Option **FROM £145**



# Exact

- Stylish stitch detailing
- Soft touch leather
- Tilt and lock mechanism

110kg  
WEIGHT  
RATING

GUARANTEE  
2  
YEARS

8  
Hour Usage

## Adjustments



Fixed  
Armrest



Tilt Tension  
Adjustment



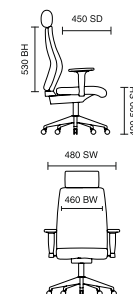
Gas Height  
Adjustment



Lock Tilt  
Motion

Options	FROM
Set of Glides	+£9

## Dimensions



EX000189  
Exact White Leather

Stock Option **FROM £134**



EX000188  
Exact Black Leather



**FROM  
£134**

# Neat High back

- Classically Italian inspired executive armchair
- Curved seat and back for comfort
- Chrome detailing on frame and arms
- Single lever tilt and lock mechanism



OP000226  
Neat High Back Black Bonded Leather

## Adjustments



Gas Height Adjustment



Lock Tilt Motion



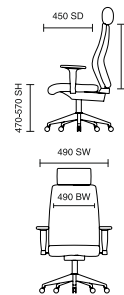
Tilt Tension Adjustment



Fixed Armrest

Options	FROM
Set of Glides	+£9

## Dimensions



Stock Option **FROM £142**



Black  
Leather

# Neat Medium back

- Classically Italian inspired executive armchair
- Curved seat and back for comfort
- Chrome detailing on frame and arms
- Single lever tilt and lock mechanism



OP000225  
Neat Medium Back Black Bonded Leather

## Adjustments



Gas Height Adjustment



Lock Tilt Motion



Tilt Tension Adjustment

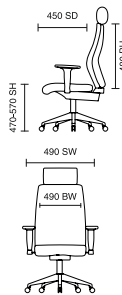


Fixed Armrest

Options	FROM
Set of Glides	+£9

**FROM  
£138**

## Dimensions



Stock Option **FROM £138**



Black  
Leather

# Patient

- Contour lines on back and seat enhance the appearance
- Nylon armrest with integrated soft leather arm pads
- Easy to use twin lever mechanism lockable in any position



EX000052  
Patient Black Bonded Leather



## Adjustments



Gas Height Adjustment



Infinite Tilt Mechanism



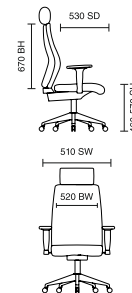
Tilt Tension Adjustment



Fixed Armrest

Options	FROM
5 Star Chrome Base	+£25
Set of Glides	+£9

## Dimensions



Stock Option **FROM £127**



# Thrive

- Padded upholstered armrests
- Chrome detail armrest frame matches wheelbase
- Generously cushioned seat and back



EX000163  
Thrive Black Bonded Leather



## Adjustments



Gas Height Adjustment



Lock Tilt Motion



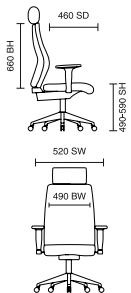
Tilt Tension Adjustment



Fixed Armrest

Options	FROM
Set of Glides	+£9

## Dimensions



Stock Option **FROM £116**





# Leader Fabric

- Generously padded upholstery
- Deeply padded fabric arms included
- Single lever tilt and lock mechanism



OP000231  
Leader Charcoal Fabric



OP000230  
Leader Royal Blue Fabric



## Adjustments



Gas Height  
Adjustment



Lock Tilt  
Motion



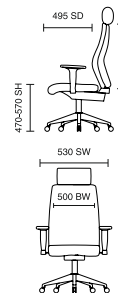
Tilt Tension  
Adjustment




Fixed  
Armrest

Options	FROM
Set of Glides	+£9

## Dimensions



Stock Option **FROM £115**



# Honour

- Single lever tilt and lock mechanism
- Stylish feature stitching detail
- Tension adjustment on tilt



EX000202  
Honour Black Leather



EX000200  
Honour Blue Fabric



## Adjustments



Lock Tilt  
Motion



Fixed  
Armrest



Gas Height  
Adjustment

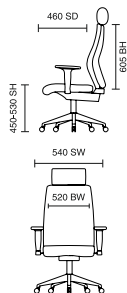


Tilt Tension  
Adjustment


Options	FROM
Set of Glides	+£9

**FROM  
£97**

## Dimensions



Stock Option **FROM £97**



# Bold

- Stylish stitch detailing
- Hard-wearing fixed nylon armrests
- Lock tilt reclining with tension adjustment
- Seat height adjustment

125kg  
WEIGHT  
RATING

GUARANTEE  
2  
YEARS

8  
Hour Usage

### Adjustments



Tilt Tension Adjustment



Gas Height Adjustment



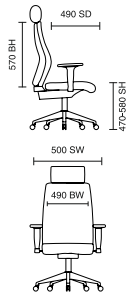
Lock Tilt Motion



Fixed Armrest

Options	FROM
5 Star Chrome Base	+£25
Set of Glides	+£9

### Dimensions



EX000192  
Bold Black Bonded Leather

Stock Option FROM £83



# Bravo

- Luxurious bonded leather
- Matching nylon fixed armrests and base
- Generously cushioned seat and backrest
- Tilt and lock mechanism

100kg  
WEIGHT  
RATING

GUARANTEE  
2  
YEARS

8  
Hour Usage

MATCHING  
Page  
181  
VISITOR

### Adjustments



Fixed Armrest



Tilt Tension Adjustment



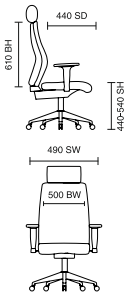
Gas Height Adjustment



Lock Tilt Motion

Options	FROM
5 Star Chrome Base	+£25
Set of Glides	+£9

### Dimensions



EX000137  
Bravo Black Bonded Leather

Stock Option FROM £79



# Connect

- Traditional rich toned leather faced upholstery
- Deeply buttoned classical styling
- Wooden armrests with matching padded sleeve
- Complimentary wood on arms and base

**110kg**  
WEIGHT  
RATING

**GUARANTEE**  
**2**  
YEARS

**8**  
Hour Usage

## Adjustments



EX000004  
Connect Burgundy Leather



EX000006  
Connect Green Leather



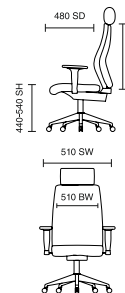
EX000005  
Connect Cream Leather



EX000003  
Connect Brown Leather

FROM  
£176

## Dimensions



Stock Option **FROM £176**





# VISITOR & CONFERENCE

Meetings. Love them or not they can often be where the best businesses are forged.

In the modern, inclusive office it is rare that companies are the product of one person.

The age of collaborative thinking means we all need to harmonise to get the best out of our collective effort. That is where the well constructed, effective meeting comes in.

So whether you are discussing the next sales and marketing campaign, negotiating a new deal, working through some tough commercial details or developing new internal ways of working, being on your top game in a meeting is crucial.

Our comfortable, practical and stylish seating options will keep you refreshed, engaged and comfortable.

Our designers have created a portfolio of seating solutions that fit every requirement and budget to ensure your meetings are meaningful.



Table: Iconic Boardroom Table (p 60)  
Chair: Mind Cantilever (p171)



Capable  
Page 170



Savvy  
Page 170



Radiant  
Page 170



Xenas  
Page 170



Acclaim  
Page 171



Mind Range  
Page 171



Genius Range  
Page 171



Magic Range  
Page 172



Content Range  
Page 173



Driven  
Page 173



Reveal  
Page 173



Proper Range  
Page 174



First Range  
Page 175



Neat  
Page 175



Accolade Range  
Page 176



Sure Collection  
Page 177



Hope Range  
Page 178



Exact  
Page 178



Move  
Page 178



Brisk Deluxe  
Range Page 179



Brisk Range  
Page 180



Honour  
Page 181



Bravo  
Page 181



Motivate Range  
Page 181



Icon Range  
Page 182



Icon Range  
Page 183



Icon Writing Table Kit  
Page 185



Banquet  
Page 185



Polly  
Page 185

# VISITOR & CONFERENCE



# Capable

- Soft padded leather
- Solid chrome frame
- Leather padded arms
- Large contoured seat



BR000031  
Capable Tan Bonded Leather

Stock Option **FROM £225**



# Savvy

- Aluminium armrests
- Panelled backrest upholstery
- Soft bonded leather



BR000126  
Savvy Black Bonded Leather

Stock Option **FROM £225**



# Radiant

- Soft bonded leather
- Chrome frame



BR000124  
Radiant Ivory Bonded Leather

Stock Option **FROM £207**



# Xenas

Fabric

- Nylon fixed armrests
- Sleek, low profile design
- Sprung cantilever frame
- Choice of White or Black shell



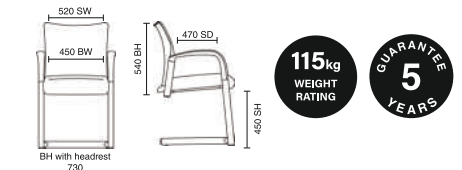
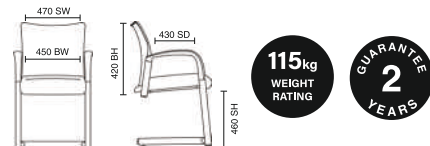
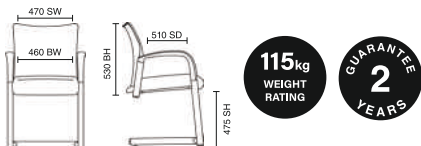
BR000142  
Xenas White Shell & Blue Fabric

Stock Option **FROM £198**



**FROM  
£198**

Options	FROM
Headrest	+£29





# Acclaim

- Stylish panelled bonded leather
- Chrome cantilever with safety stops

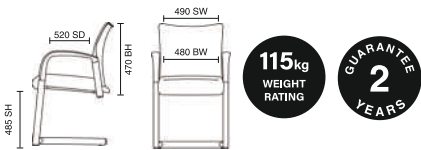


BR000206  
Acclaim Black Bonded Leather

Stock Option **FROM £181**



Black  
Leather



# Mind Black Leather

- Luxurious & contemporary design
- Stylish cantilever frame
- Outstanding upholstery & stitch detail

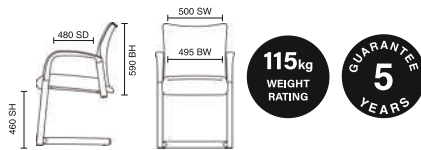


BR000211  
Mind Cantilever Black leather

Stock Option **FROM £175**



Black  
Leather



# Mind Black & Mink

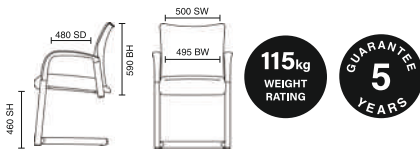


BR000212  
Mind Cantilever Black & Mink leather

Stock Option **FROM £175**



Black &  
Mink



# Genius Leather

- Matching padded armrests



BR000177  
Genius Black Leather

Stock Option **FROM £174**



Black  
Leather

**FROM  
£174**



# Genius

## Fabric

- Upholstered panels for comfort
- Black or Blue fabric available
- Matching padded armrests



KC0123  
Genius Blue Fabric

Stock Option **FROM £175**



# Magic

## Deluxe

- Extra deep arm pads
- Padded chrome armrests



KC0152  
Magic Deluxe Black Leather

Stock Option **FROM £175**



# Magic

## Leather

- Bonded Black leather
- Matching padded arms
- Comfortable deep cushioning



KC0151  
Magic Black Leather

Stock Option **FROM £148**



# Magic

## Fabric

- Choice of Blue or Black fabric
- Attractive ruched upholstery
- Matching padded arms

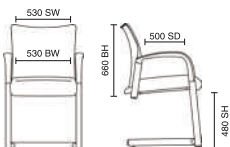


KC0150  
Magic Blue Fabric

Stock Option **FROM £139**

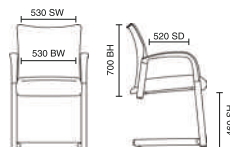


**FROM  
£139**



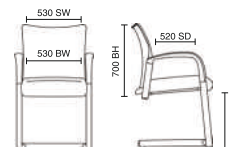
**115kg**  
WEIGHT  
RATING

**2**  
GUARANTEE  
YEARS



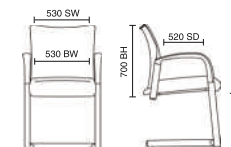
**115kg**  
WEIGHT  
RATING

**2**  
GUARANTEE  
YEARS



**115kg**  
WEIGHT  
RATING

**2**  
GUARANTEE  
YEARS



**115kg**  
WEIGHT  
RATING

**2**  
GUARANTEE  
YEARS

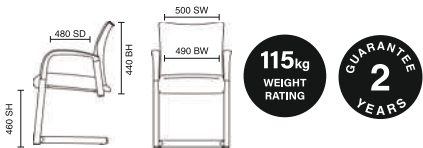
# Driven

- Modern and stylish design
- Comfortable deep cushioning
- Chrome with cushioned arm pads



BR000033  
Driven Black Leather

Stock Option **FROM £170**



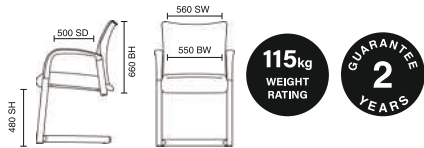
# Reveal

- Bonded leather
- Chrome base and arms
- Leather padded arms
- Sculptured back



EX000062  
Reveal Black Leather

Stock Option **FROM £158**



# Content

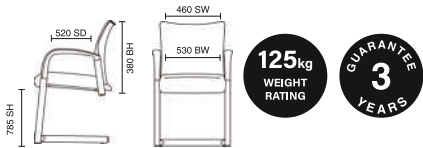
Fabric Stool **NEW!**

- Grey flecked fabric
- Natural solid wood frame
- Black foot rail
- Double curvature backrest
- Floor protectors



BR000225  
Content Grey Fabric

Stock Option **FROM £149**



# Content

Fabric **NEW!**

- Modern and stylish design
- Fully upholstered in quality Grey fabric
- Natural solid wood frame



BR000224  
Content Grey Fabric

Stock Option **FROM £139**



**FROM  
£139**





# Proper

- Contoured back support
- Adjustable lumbar support
- Triple curvature seat
- Polished chrome base



EX000136  
Proper Black Mesh

# Proper Bespoke



KCUP0466  
Proper Bespoke Seat Myrrh Green

# Proper Visitor

- Black seat as standard
- Extra strong chrome frame
- Features upholstered arm pads
- Heavy duty frame



BR000115  
Proper Visitor Black Fabric & Black Mesh Back


# Proper Visitor Bespoke



KCUP0452  
Proper Visitor Bespoke Seat Tabasco Red

Stock Option **FROM £134**






### Bespoke Seat Upholstery

See page 204 for full details

Band 1	£148	Band 4	£166
Band 2	£159	Band 5	£169
Band 3	£162	Band 6	£172

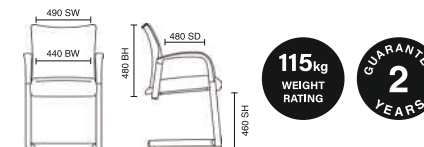
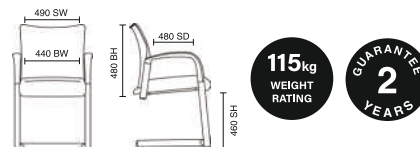
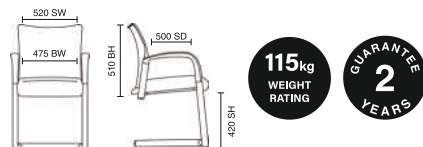
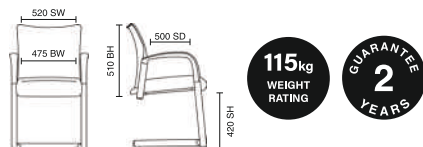
Stock Option **FROM £115**



**FROM  
£115**



Seat Upholstery See page 204 for full details			
Band 1	£123	Band 4	£137
Band 2	£130	Band 5	£139
Band 3	£133	Band 6	£143



# First Stool

- Stylish stay-clean white shell
- Fabric upholstered seat pad
- Double curvature backrest
- Footrest rail



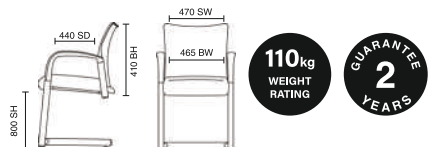
BR000210  
First Stool

Stock Option **FROM £126**



**Upholstery** See page 204 for full details

Band 1	£146	Band 4	£161
Band 2	£153	Band 5	£164
Band 3	£156	Band 6	£168



# First Spindle

- Stylish stay-clean white shell
- Matching four spur pyramid base
- Fabric upholstered seat pad
- Double curvature backrest



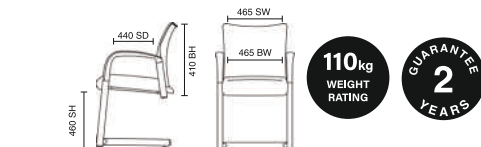
BR000208  
First Spindle

Stock Option **FROM £95**



**Upholstery** See page 204 for full details

Band 1	£114	Band 4	£129
Band 2	£121	Band 5	£132
Band 3	£124	Band 6	£136



# First Stacker

- Stylish stay-clean white shell
- Matching four leg base allows stacking
- Fabric upholstered seat pad
- Stackable up-to 4 high



BR000209  
First Stacker

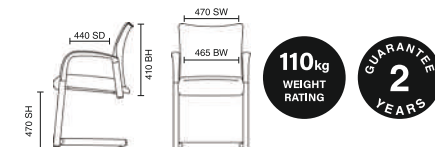
Stock Option **FROM £79**



**FROM  
£79**

**Upholstery** See page 204 for full details

Band 1	£98	Band 4	£113
Band 2	£105	Band 5	£116
Band 3	£108	Band 6	£120



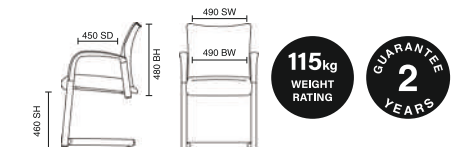
# Neat

- Classically Italian inspired visitor chair
- Curved seat and back for comfort
- Chrome detailing on frame & arms



OP000224  
Neat Black Bonded Leather

Stock Option **FROM £124**



# Accolade

## Fabric Back with Arms

- Polished chrome frame
- Double curvature seat and back
- Heavy duty frame
- Stackable up to 6 high

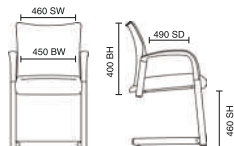


BR000003  
Accolade Black Fabric with Arms

Stock Option **FROM £119**



Black  
Fabric



**115kg**  
WEIGHT  
RATING

**GUARANTEE**  
**2**  
YEARS

# Accolade

## Bespoke with Arms



KCUP0032  
Accolade Bespoke Tansy Purple Seat & Black Fabric Back  
with Arms



**Full Upholstery** See page 204 for full details

<b>Band 1</b> £174	<b>Band 4</b> £198
<b>Band 2</b> £180	<b>Band 5</b> £204
<b>Band 3</b> £188	<b>Band 6</b> £212



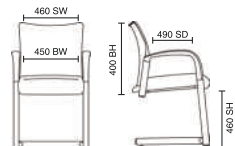
**Seat Upholstery** See page 204 for full details

<b>Band 1</b> £142	<b>Band 4</b> £151
<b>Band 2</b> £144	<b>Band 5</b> £153
<b>Band 3</b> £147	<b>Band 6</b> £155



**Back Upholstery** See page 204 for full details

<b>Band 1</b> £155	<b>Band 4</b> £172
<b>Band 2</b> £160	<b>Band 5</b> £177
<b>Band 3</b> £166	<b>Band 6</b> £182



**115kg**  
WEIGHT  
RATING

**GUARANTEE**  
**2**  
YEARS

# Accolade

## Fabric

- Extra generous dimensions
- Double curvature seat and back
- Heavy duty frame
- Stackable up to 6 high



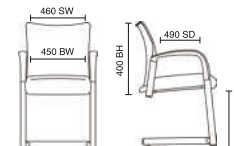
BR000004  
Accolade Black Fabric

Stock Option **FROM £115**



Black  
Fabric

**FROM**  
**£115**



**115kg**  
WEIGHT  
RATING

**GUARANTEE**  
**2**  
YEARS

# Accolade

## Bespoke



KCUP0055  
Accolade Bespoke Maringa Teal



**Full Upholstery** See page 204 for full details

<b>Band 1</b> £179	<b>Band 4</b> £209
<b>Band 2</b> £190	<b>Band 5</b> £215
<b>Band 3</b> £198	<b>Band 6</b> £224



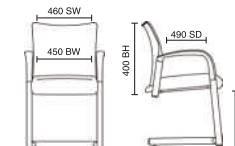
**Seat Upholstery** See page 204 for full details

<b>Band 1</b> £146	<b>Band 4</b> £158
<b>Band 2</b> £151	<b>Band 5</b> £160
<b>Band 3</b> £154	<b>Band 6</b> £163



**Back Upholstery** See page 204 for full details

<b>Band 1</b> £158	<b>Band 4</b> £181
<b>Band 2</b> £168	<b>Band 5</b> £185
<b>Band 3</b> £174	<b>Band 6</b> £191



**115kg**  
WEIGHT  
RATING

**GUARANTEE**  
**2**  
YEARS



# Accolade

- Extra generous dimensions
- Polished chrome frame
- Double curvature seat and back
- Heavy duty frame
- Stackable up to 6 high

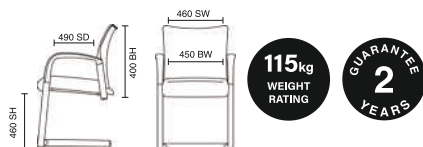


Stock Option **FROM £105**



**Seat Upholstery** See page 204 for full details

Band 1	£118	Band 4	£126
Band 2	£120	Band 5	£128
Band 3	£122	Band 6	£131



# Accolade

with Arms

- Extra generous dimensions
- Polished chrome frame
- Double curvature seat and back
- Stackable up to 6 high

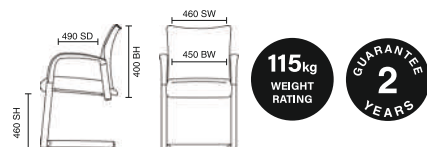


Stock Option **FROM £109**



**Seat Upholstery** See page 204 for full details

Band 1	£122	Band 4	£130
Band 2	£124	Band 5	£132
Band 3	£127	Band 6	£135



# Sure

**NEW!**

Visitor

- Curved soft mesh back
- Generously sized
- Lightweight chrome frame
- Stackable up to 2 high

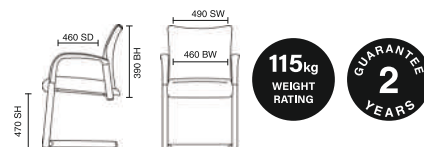


Stock Option **FROM £119**



**Bespoke Seat Upholstery:**

Band 1	£146	Band 4	£157
Band 2	£151	Band 5	£160
Band 3	£154	Band 6	£163



# Sure

**NEW!**

Cantilever

- Curved soft mesh back
- Generously sized
- Lightweight chrome frame
- Stackable up to 2 high

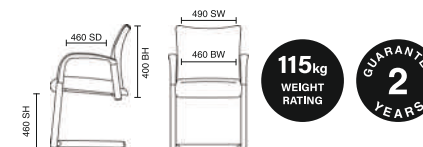


Stock Option **FROM £110**



**Bespoke Seat Upholstery:**

Band 1	£138	Band 4	£148
Band 2	£142	Band 5	£151
Band 3	£145	Band 6	£154



# Hope

- Strong sprung chrome frame
- Soft touch roll-around armrests
- Leather upholstery
- Curved seat and back comfort



BR000050  
Hope Black Leather

Stock Option **FROM £105**



# Hope Bespoke

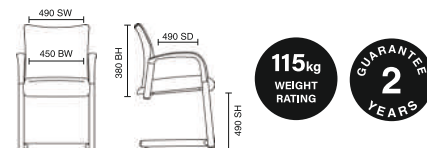
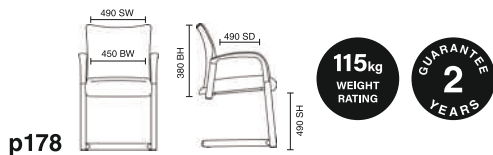


KCUP07214  
Hope Bespoke Bergamot Cherry

**Full Upholstery** See page 204 for full details  
 Band 1 £143 Band 4 £171  
 Band 2 £151 Band 5 £177  
 Band 3 £160 Band 6 £186

**Seat Upholstery** See page 204 for full details  
 Band 1 £122 Band 4 £140  
 Band 2 £128 Band 5 £144  
 Band 3 £134 Band 6 £149

**Back Upholstery** See page 204 for full details  
 Band 1 £122 Band 4 £140  
 Band 2 £128 Band 5 £144  
 Band 3 £134 Band 6 £149



# Exact

- Polished chrome frame
- Stackable up to 4 high
- Supplied fully assembled



BR000037  
Exact Red Bonded Leather

Stock Option **FROM £101**



# Move

- Breathable large curved back
- Large cushioned seat
- Stackable up to 4 high



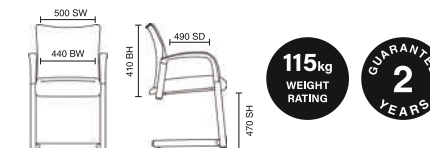
BR000090  
Move Black Fabric & Black Mesh Back

Stock Option **FROM £100**



**FROM  
£100**

**Seat Upholstery** See page 204 for full details  
 Band 1 £114 Band 4 £130  
 Band 2 £122 Band 5 £132  
 Band 3 £125 Band 6 £136



# Brisk NEW!

## Deluxe Mesh Back Chrome

- Curved soft mesh back
- Generously sized
- Stackable up to 4 high
- Lightweight chrome frame



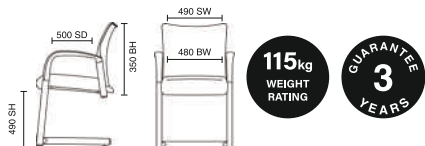
BR000220  
Brisk Deluxe Chrome Frame & Black Fabric with Arms

Stock Option **FROM £98**



**Bespoke Seat Upholstery:**

Band 1	£116	Band 4	£134
Band 2	£127	Band 5	£137
Band 3	£130	Band 6	£140



# Brisk NEW!


## Deluxe Mesh Back Black

- Curved soft mesh back
- Generously sized
- Stackable up to 4 high
- Robust steel frame



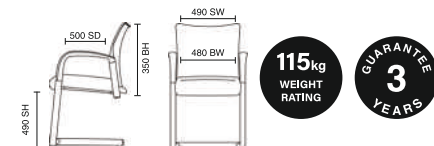
BR000221  
Brisk Deluxe Black Frame & Black Fabric with Arms

Stock Option **FROM £95**



**Bespoke Seat Upholstery:**

Band 1	£106	Band 4	£126
Band 2	£120	Band 5	£129
Band 3	£123	Band 6	£132



# Brisk NEW!

## Deluxe Fabric Chrome

- Curved upholstered back
- Generously sized
- Stackable up to 4 high
- Robust steel frame



BR000222  
Brisk Deluxe Chrome Frame & Black Fabric with Arms

Stock Option **FROM £100**

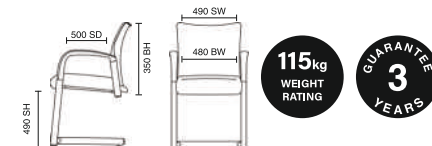


**Bespoke Full Upholstery** See page 204 for full details

Band 1	£118	Band 4	£136
Band 2	£129	Band 5	£139
Band 3	£132	Band 6	£142

**Bespoke Seat Upholstery** See page 204 for full details

Band 1	£133	Band 4	£164
Band 2	£151	Band 5	£170
Band 3	£157	Band 6	£175



# Brisk NEW!

## Deluxe Fabric Black

- Curved upholstered back
- Generously sized
- Stackable up to 4 high
- Robust steel frame



BR000223  
Brisk Deluxe Black Frame & Black Fabric with Arms

Stock Option **FROM £95**

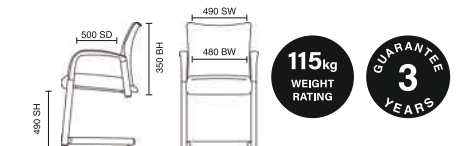


**Bespoke Full Upholstery** See page 204 for full details

Band 1	£126	Band 4	£156
Band 2	£144	Band 5	£161
Band 3	£150	Band 6	£167

**Bespoke Seat Upholstery** See page 204 for full details

Band 1	£111	Band 4	£128
Band 2	£122	Band 5	£131
Band 3	£125	Band 6	£134





# Brunswick

## with Arms Chrome Frame

- Curved soft mesh back
- Generously sized
- Stackable up to 4 high
- Lightweight chrome frame



BR000025  
Brunswick Chrome Frame & Black Fabric with Arms

# Brunswick

## with Arms Black Frame

- Robust steel frame
- Stackable up to 4 high
- Breathable mesh back
- Double curvature deep seat



BR000024  
Brunswick Black Frame & Black Fabric with Arms

# Brunswick

## with Chrome Frame

- Curved soft mesh back
- Generously sized
- Stackable up to 4 high
- Lightweight chrome frame



BR000021  
Brunswick Chrome Frame & Black Fabric

# Brunswick

## with Black Frame

- Robust steel frame
- Stackable up to 4 high
- Breathable mesh back
- Double curvature deep seat



BR000020  
Brunswick Black Frame & Black Fabric

Stock Option **FROM £73**



Bespoke Seat Upholstery:					
	Band 1	£104	Band 4	£112	
	Band 2	£106	Band 5	£114	
	Band 3	£108	Band 6	£118	

Stock Option **FROM £70**



Bespoke Seat Upholstery:					
	Band 1	£96	Band 4	£105	
	Band 2	£99	Band 5	£107	
	Band 3	£101	Band 6	£109	

Stock Option **FROM £69**



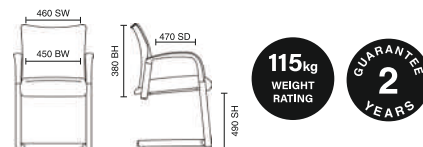
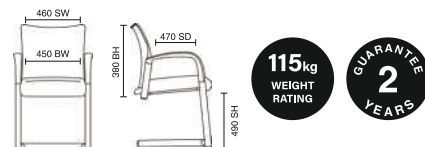
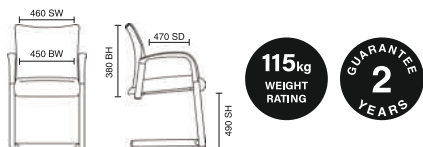
Bespoke Seat Upholstery:					
	Band 1	£100	Band 4	£108	
	Band 2	£102	Band 5	£110	
	Band 3	£105	Band 6	£113	

**FROM  
£69**

Stock Option **FROM £65**



Bespoke Seat Upholstery:					
	Band 1	£93	Band 4	£101	
	Band 2	£95	Band 5	£103	
	Band 3	£97	Band 6	£106	



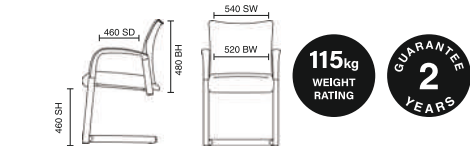
# Honour

- Panelled support upholstery
- Black nylon arms
- Lumbar support shape
- Floor protectors



BR000150  
Honour Black Leather

Stock Option **FROM £95**



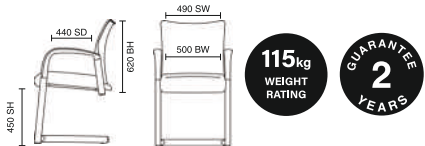
# Bravo

- Luxurious soft touch leather
- Generously cushioned seat & backrest



BR000179  
Bravo Black Bonded Leather

Stock Option **FROM £78**



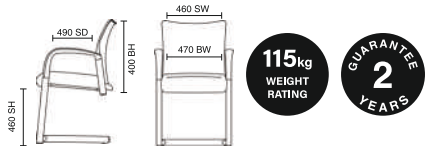
# Motivate with Arms

- Beechwood frame
- Stackable up to 4 high
- Waterfall comfort seat



BR000084  
Motivate Black with Arms

Stock Option **FROM £75**



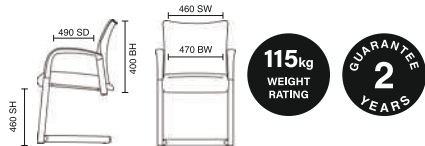
# Motivate

- Beechwood frame
- Stackable up to 4 high
- Waterfall comfort seat



BR000087  
Motivate Blue

Stock Option **FROM £75**



# Motivate

## Bespoke



KCUP0400  
Motivate Bespoke Bergamot Cherry

# ICON

## Beech

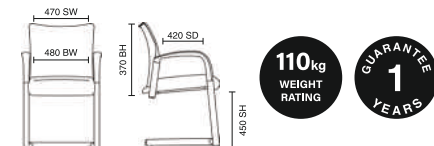
- Stackable up to 12 high
- Curved wooden backrest
- Lightweight robust frame
- Minimum order of 4



BR000066  
ICON Chrome Frame & Beech Wood

Stock Option **FROM £44**

Options	FROM
Linking clip (Page 185)	+£3
Writing tablet (Page 185)	+£29
Arms Set (Page 185)	+£18



# ICON

## Mesh & Chrome Frame

- Polished chrome robust frame
- Stackable up to 12 high
- Padded seat and ventilated mesh back for comfort
- Minimum order of 4, priced individually



BR000073  
ICON Chrome Frame Mesh Back & Black Fabric

Stock Option **FROM £42**



Options	FROM
Linking clip (Page 185)	+£3
Writing tablet (Page 185)	+£24
Arms Set (Page 185)	+£18



# ICON

## Mesh Bespoke & Chrome Frame

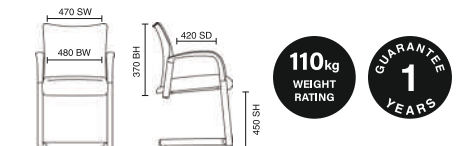


KCUP1198  
ICON Chrome Frame Mesh Back & Bespoke Fabric Senna Yellow

**Seat Upholstery** See page 204 for full details

Band 1	£56	Band 4	£66
Band 2	£60	Band 5	£68
Band 3	£62	Band 6	£70

Options	FROM
Linking clip (Page 185)	+£3
Writing tablet (Page 185)	+£24
Arms Set (Page 185)	+£18



**Full Upholstery** See page 204 for full details

Band 1	£104	Band 4	£123
Band 2	£110	Band 5	£128
Band 3	£116	Band 6	£134

**Seat Upholstery** See page 204 for full details

Band 1	£90	Band 4	£102
Band 2	£95	Band 5	£105
Band 3	£98	Band 6	£108

**Back Upholstery** See page 204 for full details

Band 1	£180	Band 4	£203
Band 2	£189	Band 5	£210
Band 3	£196	Band 6	£215



# ICON Mesh & Black Frame

- Polished chrome robust frame
- Stackable up to 12 high
- Padded seat and ventilated mesh back for comfort
- Minimum order of 4, priced individually

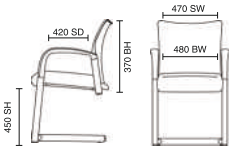


BR000060  
ICON Black Frame Mesh Back & Black Fabric

Stock Option **FROM £38**



Options	FROM
Linking clip (Page 185)	+£3
Writing tablet (Page 185)	+£24
Arms Set (Page 185)	+£18



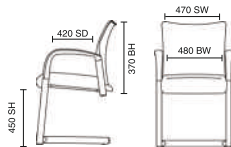
# ICON Mesh Bespoke & Black Frame



KCUP1193  
ICON Black Frame Mesh Back & Bespoke Fabric Tansy Purple

 **Seat Upholstery** See page 204 for full details  
Band 1 £51    Band 4 £60  
Band 2 £55    Band 5 £62  
Band 3 £57    Band 6 £65

Options	FROM
Linking clip (Page 185)	+£3
Writing tablet (Page 185)	+£24
Arms Set (Page 185)	+£18



# ICON Vinyl & Chrome Frame

- Available in Black or Blue vinyl
- Stackable up to 12 high
- Wipe clean seat and back
- Floor protectors
- Minimum order of 4, priced individually

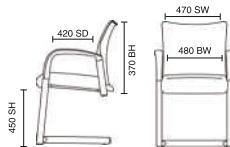


BR000071  
ICON Chrome Frame & Black Vinyl

Stock Option **FROM £38**



Options	FROM
Linking clip (Page 185)	+£3
Writing tablet (Page 185)	+£24
Arms Set (Page 185)	+£18



# ICON Vinyl & Black Frame

- Available in Black or Blue vinyl
- Padded vinyl for additional comfort
- Stackable up to 12 high
- Floor protectors
- Minimum order of 4, priced individually

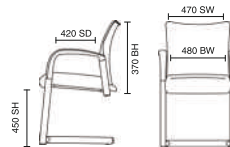


BR000063  
ICON Black Frame & Blue Vinyl

Stock Option **FROM £33**



Options	FROM
Linking clip (Page 185)	+£3
Writing tablet (Page 185)	+£24
Arms Set (Page 185)	+£18



**FROM £33**

# ICON


Fabric & Chrome Frame

- Available in Black, Blue, Wine and Charcoal as standard
- Stackable up to 12 high
- Lightweight robust frame
- Minimum order of 4, priced individually

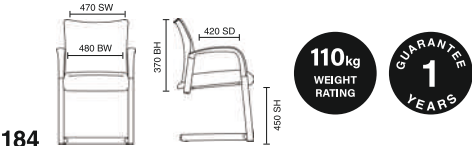


BR000068  
ICON Chrome Frame & Blue Fabric

Stock Option **FROM £33**



Options	FROM
Linking clip (Page 185)	+£3
Writing tablet (Page 185)	+£24
Arms Set (Page 185)	+£18



# ICON

Bespoke Fabric & Chrome Frame

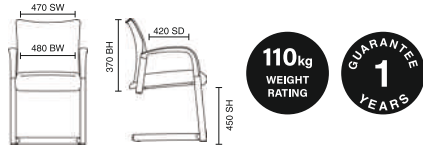


KCUP0314  
ICON Chrome Frame & Bespoke Fabric Myrrh Green



<b>Full Upholstery</b> See page 204 for full details			
<b>Band 1</b>	<b>£63</b>	<b>Band 4</b>	<b>£78</b>
<b>Band 2</b>	<b>£68</b>	<b>Band 5</b>	<b>£82</b>
<b>Band 3</b>	<b>£72</b>	<b>Band 6</b>	<b>£87</b>

Options	FROM
Linking clip (Page 185)	+£3
Writing tablet (Page 185)	+£24
Arms Set (Page 185)	+£18



# ICON

Fabric & Black Frame

- Stacks up to 12 high
- Lightweight robust frame
- Floor protectors
- Minimum order of 4, priced individually



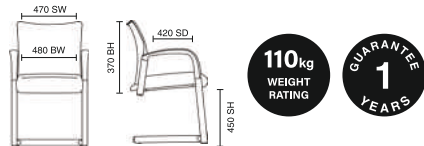
BR000064  
ICON Wine Fabric & Black Frame

FROM  
£29

Stock Option **FROM £29**



Options	FROM
Linking clip (Page 185)	+£3
Writing tablet (Page 185)	+£24
Arms Set (Page 185)	+£18




# ICON

Bespoke Fabric & Black Frame



KCUP0311  
ICON Black Frame & Bespoke Fabric Maringa Teal

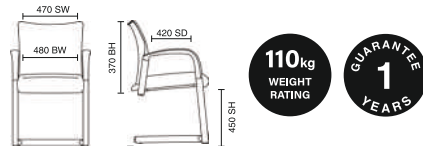


# Full Upholstery

See page 204 for full details

Band 1	£58	Band 4	£74
Band 2	£63	Band 5	£78
Band 3	£68	Band 6	£83

Options	FROM
Linking clip (Page 185)	+£3
Writing tablet (Page 185)	+£24
Arms Set (Page 185)	+£18



# ICON Poly Black Frame

- Easy to wipe clean poly material
- Curved polypropylene seat & back
- Stackable up to 12 high
- Minimum order of 4, priced individually

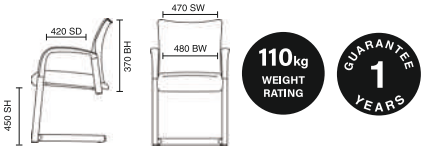


BR000056  
ICON Black Poly & Black Frame

Stock Option **FROM £28**



Options	FROM
Linking clip	+£3
Writing tablet	+£24
Arms Set	+£18



# ICON Writing Tablet Kit & Arms Set



BR000074  
ISO Foldaway Writing Tablet Kit



AC000002  
ICON Black Shaped Arm Set



ICON Linking Clip  
(Links a pair of any ICON stacking chairs together)

Writing Tablet Kit **FROM £24**  
Arms set **FROM £18**  
Linking Clip set **FROM £3**

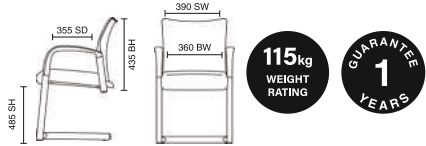
# Banquet

- Strong tube frame
- Stackable up to 10 high
- Floor protectors



BR000196  
Banqueting Black Frame & Black Fabric

Stock Option **FROM £33**



# Polly

- Easy to clean
- One-piece polypropylene
- Stackable up to 12 high



BR000203  
Polly Blue Polypropylene

Stock Option **FROM £23**





# ASTUTE SOFT SEATING

Workspaces are changing dramatically. We spend more time in them, more is expected of us when we are in them and we engage in more varied interaction with colleagues than ever before.

Soft seating tears down the barriers sometimes created by traditional desk/visitor locations and instead fosters a more collaborative scenario in which creativity and solutions based debate is achieved.

Our soft seating range is hand-made in the UK incorporating quality features such as hardwood frames from eco sources, high density reflex foams, heavy-duty webbing suspension and high specification designer fabrics.

You can choose from a variety of no extra cost feet and leg profiles, and even add extras such as power and USB charging ports.





Wise Sofa  
Page 188



Wise Armchair  
Page 188



Ace  
Page 189



Lavish  
Page 190



Lavish Corner  
Page 190



Reflect  
Page 191



Noble  
Page 192



Noble Swivel  
Page 193



Noble Armchair  
Page 193



Bonne  
Page 193



Pawn  
Page 195



Nirvana  
Page 196



Imagine  
Page 197



Outright  
Page 199



Conqueror  
Page 199

# ASTUTE SOFT SEATING



# Wise Sofa & Armchair

- Comfy high back seating with curved arms for support
- Reversible seat cushion has removable cover
- All seams double stitched for strength and neatness
- Hardwood frames from eco' sustainable forests



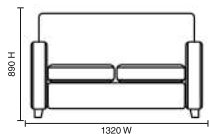
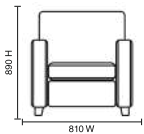
**WISE-WMOCNE1**  
Wise Sofa in Ultima Mocha Faux Leather



**WISE-SATLNE1**  
Wise Sofa in Ultima Atlantic Faux Leather



**WISE-SCHINE1**  
Wise Armchair in Ultima Chilli Faux Leather



Power Module **FROM +£145**



**Armchair Upholstery**  
Band 1 £764  
Band 2 £784  
Band 3 £794

**Sofa Upholstery**  
Band 1 £1024  
Band 2 £1057  
Band 3 £1072

Feet Options

Black Plastic  
BP1



Tri Chrome  
CH1



Ebony Wood  
EB1



Natural Wood  
NE1





# Ace

- High sided privacy pod
- All seams double stitched for strength and style
- Hardwood frame from sustainable forests with resin bonded panels
- High density reflex foam on seats and backs



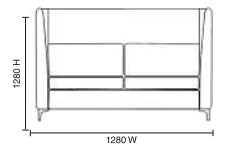
**ACE-PERCH1SCKT**  
Ace convo' booth in Era Period Fabric



**ACE-CYCCH1SCKT**  
Ace convo' booth in Era Cycle Fabric



**ACE-CRECH1SCKT**  
Ace convo' booth in Ultima Cream Faux Leather



**Booth Upholstery**  
Band 1 £906  
Band 2 £942  
Band 3 £972

Fabric options available on  
page 204

Feet Options

Black Plastic  
BP1



Ebony Wood  
EB1



Natural Wood  
NE1



Tri Chrome  
CH1



Matt Black  
MB1



Power Module **FROM**+£145



# Lavish

- Flexible push lock connective system
- Units can be chairs, sofas or multi-unit runs
- Plastic glides as standard
- Hardwood frames from eco' managed sources
- Deep high density reflex foams



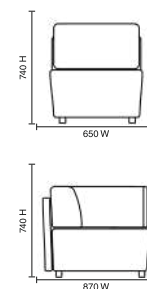
Lavish Multi-unit in Warwick Poppy Fabric



LAV-MEVEBP1  
Lavish chair in Era Everlasting Fabric



LAV-CPERBP1  
Lavish corner unit in Era Period Fabric



**Chair Upholstery**  
**Band 1** £502  
**Band 2** £518  
**Band 3** £524

**Corner Upholstery**  
**Band 1** £660  
**Band 2** £684  
**Band 3** £700

**Feet Options**



**Power Module FROM +£145**



# Reflect

- Executive high back lounge style seating
- Supportive lumbar cushion
- Cushion covers removable for easy cleaning
- Double stitched seams for strength and neatness



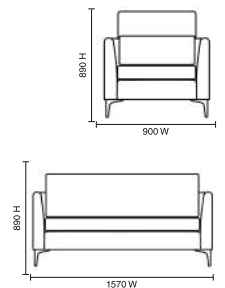
REF-WPERCH1  
Reflect Sofa in Era Perennial Fabric



REF-SBLASW1  
Reflect Swivel Armchair in Ultra Black Faux Leather



REF-SCRECH1  
Reflect Armchair in Ultima Cream Faux Leather



**Armchair Upholstery**  
Band 1 £700  
Band 2 £718  
Band 3 £728

Fabric options available on  
page 204

**Swivel Upholstery**  
Band 1 £790  
Band 2 £810  
Band 3 £818

**Sofa Upholstery**  
Band 1 £908  
Band 2 £944  
Band 3 £962

**Feet Options**

Black Plastic  
BP1



Ebony Wood  
EB1



Natural Wood  
NE1



Tri Chrome  
CH1



Matt Black  
MB1



**Power Module** FROM +£145





# Noble

The Noble suite of seating features the highest quality English craftsmanship.

Skilled woodworkers fashion hardwood frames to create a base on which they place resin bonded panels, heavily elasticated webbing suspension and high-density foam overlays.

All upholstery features double stitching for strength and neatness.

There is a choice of stylish brushed aluminium, hard or light wood legs.

Noble comes as a single large chair unit, a generous double sofa or a swivel chair version.

Pictured here with a complimentary Bonne glass table.



# Noble Slim Arms & Bonne Glass Table

- Compact sofa chair or sofa system
- Units have simple metal push-lock fasteners
- Choice of leg profiles
- Hardwood frames from sustainable eco' forests
- High density reflex foam seats and backs



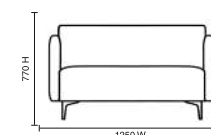
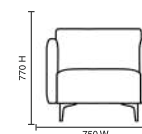
**NOBLE-SWPRICH1**  
Noble Slim Arm Sofa in Era Prime Fabric



**NOBLE-SSCYCSW1**  
Noble Slim Arm Swivel Chair in Era Cycle Fabric



**FR000001**  
Bonne Glass Table with Chrome Legs



## Armchair Upholstery

Band 1 £580  
Band 2 £596  
Band 3 £604

Fabric options available on  
page 204

## Swivel Upholstery

Band 1 £714  
Band 2 £730  
Band 3 £738

## Sofa Upholstery

Band 1 £664  
Band 2 £684  
Band 3 £714

## Feet Options

Black Plastic  
BP1



Ebony Wood  
EB1



Natural Wood  
NE1



Tri Chrome  
CH1



Matt Black  
MB1



## Power Module FROM +£145



## Berlin Glass Table FROM £109



Pawn Armchair and Footstool in Camira Era Everlasting Fabric



TECHNICAL SPECIFICATIONS	
Model	Dimensions (cm)
Armchair	85 x 85 x 85
Footstool	60 x 60 x 45
Material: Camira Era Everlasting Fabric	
Color: Teal	
Weight: 15 kg (Armchair), 10 kg (Footstool)	
Load Capacity: 120 kg (Armchair), 80 kg (Footstool)	
Warranty: 5 years	



# Pawn

- Double stitched seams for extra strength
- Hardwood frames from sustainable eco' source
- Fitted with acrylic glides as standard



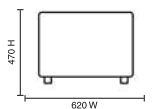
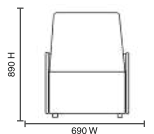
PORSSBLA & PAWN-CWBLA  
Pawn Armchair & Pawn Footstool in Ultima Black Faux Leather



PAWN-CWCYC  
Pawn Armchair in Era Cycle Fabric



PORSSCRE  
Pawn Footstool in Ultima Cream Faux Leather



**Armchair Upholstery**  
Band 1 £514  
Band 2 £586  
Band 3 £594

**Footstool Upholstery**  
Band 1 £336  
Band 2 £372  
Band 3 £376

Fabric options available on  
page 204

# Nirvana

- Black soft-touch leather & Black or Blue fabric
- Thick padded arms
- Curvature and cushioned seat and back comfort



BR000105  
Nirvana Twin Tub in Black Leather



BR000101  
Nirvana Single Tub in Blue Fabric


Options	FROM
Glass Table Top	+£29



BR000095 (Table) + BR000103 (Glass top)  
Nirvana Table in Black Fabric with optional  
Glass Table Top

Twin Seat **FROM £336**  
Tub Single **FROM £219**  
Table **FROM £108**

Stock Fabric



# Imagine Black Leather

- Soft-touch Black buttoned bonded leather
- Stylish Silver leg and base sub frame
- Modular system for versatile shape building



Imagine Modular in Black Leather



BR000200  
Imagine Seat in Black Leather



BR000198  
Imagine Corner in Black Leather



BR000199  
Imagine Cube Stool in Black Leather

Seat **FROM £212**  
Corner **FROM £229**  
Cube Stool **FROM £134**

Stock Fabric









# Outright & Conqueror

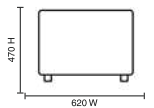
- Hardwood frame from sustainable forest source
- Multi purpose; works as a bench, stool, corner unit or table.
- Heavy duty elasticated webbing suspension
- Highly resilient reflex foam base



OUTR-SMARBP1  
Outright Bench/Table in Warwick Marmalade Fabric



CONQ-SBLABP1  
Conqueror Stool/Table in Ultima Black Faux Leather



CONQ-SPERBP1  
Conqueror Stool/Table in Era Perennial Fabric

**Outright Upholstery**  
 Band 1 £314  
 Band 2 £328  
 Band 3 £336

Fabric options available on  
page 204

**Conqueror Upholstery**  
 Band 1 £208  
 Band 2 £218  
 Band 3 £220

Feet Options



## WORKSPACE & ACCESSORIES

Creating the right office environment doesn't end with selecting a new chair or choosing another desk.

Your office presents you with a variety of demands; some are met by personalising a chair so that it gives you precisely the right performance or style required.

Some requirements are more focused around creating a pleasing space and can make a huge difference to the look and efficiency of your workspace.

Our selection of accessories and workspace solutions ensure your work environment stays just as you need; pleasurable, efficient and attractive.





Star Base  
Page 202



High Rise Kit  
Page 202



Seat Slide  
Page 202



Excite Arms  
Page 202



Castors  
Page 203



Coat Stands  
Page 203

# WORKSPACE & ACCESSORIES

# Star Base & Gas Lifts



Black Nylon Base



Chrome Base



GASLIFT9  
9" Black Gas Lift



GASLIFTCH9  
9" Chrome Gas Lift

Name	Code	FROM
Gas Lift 7" Black	GASLIFT7	£7
Gas Lift 7" Chrome	GASLIFTCH7	£9
Gas Lift 8" Black	GASLIFT8	£10
Gas Lift 9" Black	GASLIFT9	£11
Gas Lift 9" Chrome	GASLIFTCH9	£12
Gas Lift 11" Black	GASLIFT11	£14
Gas Lift 15" Black	GASLIFT15	£17
Memory Return Gas Lift	GASLIFT	£17

## Star Base

5 Star Chrome Base	CHROMEBASE	£25
5 Star Nylon Base	NYLONBASE	£20

# Miscellaneous

Please call to enquire about accessory product compatibility.



KC0179  
High Rise Kit Complete



AC000037  
Seat Slide Mechanism



Air Pump Lumbar Support



ICON Linking Clip (Links a pair of any  
ICON stacking chairs together)  
See page 182 for ICON seating

Name	Code	FROM
High Rise Kit Complete	KC0179	£43
Seat Slide	AC000037	£41
Air Pump Lumbar Support	-	£23
ICON Linking Clip	ICONCLIP	£3

# Arms Accessories



OP000164  
Excite Plus Height Adjustable Arms  
See page 130 for Excite Plus seating



OP000163  
Excite Plus Loop Arms  
See page 130 for Excite Plus seating

Name	Code	FROM
Excite Height Adjustable Arms	OP000164	£22
Height Adjustable Arms	-	£23
Excite Loop Arms	OP000163	£13
Luna Height Adjustable Arms	BR000082	£22
Luna Loop Arms	BR000083	£14

# Castors & Glides

- Twin Castors: Our standard castor set
- Brake Loaded: Only operates when the user is sitting
- Brake Unloaded: Only operates when the user is not sitting
- Soft Wheel: Soft tyres that work better on hard wood floors & vinyl
- Glides: Rubber or plastic feet that provide a protective base



**BREAKLOADEDCASTORS**  
Set of castors. Available in different varieties as a set of five



**GLIDASET**  
Set of 5 Glides

Name	Code	FROM
Castors Brake Loaded (Set of 5)	BREAKLOADEDCASTORS	£9
Castors Brake Unloaded (Set of 5)	BREAKUNLOADEDCASTORS	£9
Twin Wheel Castors (Set of 5)	STANDARDCASTORS	£9
Castors Soft Wheel (Set of 5)	SOFTWHEELCASTORS	£9
Set of Glides	GLIDASET	£9

# Coat Stands

Keep coats and jackets tidy with these stylish coat stands.



SS0001  
Classic Silver Coat Stand



SS0002  
Executive Coat Stand



SS0003  
City Coat Stand



SS0004  
Revolving Coat Stand

Name	Code	Width	Depth	Height	FROM
Classic Silver Coat Stand	SS0001	380	380	1870	£76
Executive Coat Stand	SS0002	380	380	1840	£80
City Coat Stand	SS0003	380	380	1780	£80
Revolving Coat Stand	SS0004	380	380	1890	£106
Space Saver 5 Hook Coat Rail	SS0005	200	620	90	£45



SS0005  
Space Saver 5 Hook Coat Rail



# BESPOKE UPHOLSTERY SERVICE



BERGAMOT CHERRY

GINSENG CHILLI

TABASCO RED

MYRRH GREEN

MARINGATEAL

TANSY PURPLE

STEVIA BLUE


SENNA YELLOW

## VIBRANTTEXTILES & Fast Track Fabrics

All our upholstery utilises the skills of machinists and upholsterers to create exciting bespoke covered versions of the outstanding seating and screen products we supply.

It gives you access to hundreds of different shades, weaves and fabric types. Many people now specify non-standard fabric options to reflect company branding, denote different work areas within an organisation or just out of a personal preference to express themselves and upgrade.

Our fabric options are available for a quick turnaround and elevate our products to an even higher status with a more distinctive look and feel.

Any product that includes the bespoke fabric swatch icon  denotes a product that can be upholstered in a variety of materials and colours.

Bespoke images pictured have been upholstered using BAND 1 Fast Track Fabric or have been digitally edited to illustrate a likeness, images are not a 100% true representation and batch colour variations will occur, physical fabric samples are available upon request.



Our skilled machinists have many years of upholstery experience which enable them to create exceptional work.



Attention to detail gives our upholstery work a distinctive high-quality appeal.

MATERIAL NAME	B1	B2	B3	B4	B5	B6	WOOL PERCENTAGE	BS 7176 Medium Hazard
Citadel	•						100% FR Polypropylene	
Era	•						100% Polyester	
Phoenix	•						100% Polyester	
Rivet	•						100% Repreve® Recycled Polyester	
Advantage		•					60% Polypropylene, 30% Wool, 10% Viscose	
Canopy		•					100% Polyester	
Château		•					100% FR Polypropylene	
Figaro		•					85% Polyvinyl Chloride, 13% Cotton, 2% Polyurethane	Yes
Gravity		•					100% Polyester	
Manhattan		•					100% Recycled Polyester	
Sprint		•					100% Polyester	
Urban		•					100% Recycled FR Polyester	Yes
Velocity		•					100% Polyester	
Vita		•					Surface: 98.5% PVC, 1.5% PU Substrate: 50% Polyester, 50% Cotton	Yes
X2		•					100% Recycled FR Polyester	Yes
Xtreme		•					100% Recycled FR Polyester	Yes
Aspect			•				75% Trevira CS® FR Polyester, 25% Polyester	Yes
Halcyon Linden			•				100% Polyester with TriOnyx backcoat	Yes
Honeycomb			•				100% Recycled Polyester	
Main Line Flax			•				70% Virgin Wool, 30% Flax	Yes
Main Line Plus			•				67% Wool, 20% FR Viscose, 13% Viscose	Yes
Marvel			•				Surface: 100% Polyurethane Substrate: 65% Polyester, 35% Cotton	Yes
Patina			•				69% Wool, 22% Flax, 8% Polyamide, 1% Viscose	Yes
Xtreme CS			•				100% Trevira CS® FR Polyester	
24/7 Flax				•			50% Polyamide, 30% Wool, 20% Flax	Yes
24/7+				•			50% Polyamide, 33% Wool, 10% FR Viscose, 7% Viscose	Yes
Halcyon Aspen				•			100% Polyester with TriOnyx backcoat	Yes
Halcyon Blossom				•			100% Polyester with TriOnyx backcoat	Yes
Halcyon Cedar				•			100% Polyester with TriOnyx backcoat	Yes
Halcyon Poplar				•			100% Polyester with TriOnyx backcoat	Yes
Hemp				•			60% Virgin Wool, 40% True Hemp	Yes
Hi-Tech				•			60% Polypropylene, 29% Wool, 10% Viscose, 1% Carbon Fibre	
Intervene Plain				•			100% Recycled Polyester with TriOnyx backcoat	Yes
Intervene Texture				•			100% Recycled Polyester with TriOnyx backcoat	Yes
Landscape Balance				•			95% Virgin Wool, 5% Polyamide	Yes +FR
Landscape Contact				•			95% Virgin Wool, 5% Polyamide	Yes +FR
Landscape Synergy				•			95% Virgin Wool, 5% Polyamide	Yes +FR
Synergy				•			95% Virgin Wool, 5% Polyamide	Yes +FR
Aquarius					•		100% Virgin Wool	Yes +FR
Blazer					•		100% Virgin Wool	Yes +FR
Hebden					•		60% Virgin Wool, 40% True Hemp	Yes
Main Line Flax Stripe					•		70% Virgin Wool, 30% Flax	Yes
Oxygen					•		90% Virgin Wool, 10% Polyamide	Yes +FR
Silk					•		67% Wool, 22% Flax, 11% Silk	Yes
Track					•		100% Trevira CS® FR Polyester	Yes
Trail					•		100% Trevira CS® FR Polyester	Yes
Acrobat						•	100% High Tenacity Polyester	
Century						•	77% Wool, 13% Recycled Jute, 10% Polyamide	Yes
Code						•	85% Virgin Wool, 15% Polyamide	Yes +FR
Craggan						•	100% Virgin Wool	Yes
Craggan Flax						•	85% Virgin Wool, 10% Flax, 5% Polyamide	
Individuo						•	95% Virgin Wool, 5% Polyamide	Yes +FR
Stripes						•	95% Virgin Wool, 5% Polyamide	Yes

# Camira Range Fabric Guide

## Fabric:

Camira Fabrics who are one of the world’s leading manufacturers of fabrics for commercial interiors market from their base in Yorkshire, England. They make more than eight million metres of fabric a year and are registered to ISO 9001 and 14001 standards.

The popular Fast Track textiles selection features eight of Camira’s best-selling options from the Phoenix and Xtreme ranges. Phoenix (prefixed YP) is a heavy-duty, 100% polyester material with 10 years guarantee and rated to up to 100,000 Martindale rub testing. It has EN1221 Cigarette and Match flammability rating and BS 7176 low hazard rating.

Fabric name	Camira name/code
Bergamot Cherry	Belize <b>YP105</b>
Ginseng Chilli	Guyana <b>YP051</b>
Tabasco Red	Tortuga <b>YS168</b>
Myrrh Green	Madura <b>YS156</b>
Maringa Teal	Montserrat <b>YP011</b>
Tansy Purple	Tarot <b>YP084</b>
Stevia Blue	Scuba <b>YP082</b>
Senna Yellow	Solano <b>YP110</b>

Xtreme (prefixed YS) is a 100% recycled flame retardant polyester fabric. It is guaranteed for 10 years and certified to 100,000 Martindale rub cycles. It is rated to EN 1021 – 1 Cigarette, EN 1021 – 2 Match and BS 5852 Ignition Source 5.

Our Astute Office range of soft seating (separate brochure) features Camira’s best-selling Era range of subtle, two-tone baby herringbone weave as an entry-level option. The fabrics are highly rated with a 10-year guarantee certified to 100,000 Martindale rub cycles. It is rated to EN 1021 – 1 Cigarette, EN 1021 – 2 Match and BS 7176 Low Hazard flammability.

We can upholster in any other Camira fabric including sumptuous 100% virgin wool weaves such as Craggan and Blazer, earth naturals such as Nettle Nomad and designer favourites like Contact and Synergy.

**You can view them all online:**  
[www.camirafabrics.com/fabrics-and-samples](http://www.camirafabrics.com/fabrics-and-samples)

# Camira Fabric Samples


## FastTrack



YP105 BERGAMOT  
CHERRY



YP051 GINSENG  
CHILLI



YP011 MARINGA TEAL



YS168 TABASCO RED



YP084 TANSY PURPLE



YP082 STEVIA BLUE



YP110 SENNA  
YELLOW



YS156 MYRRH GREEN

## Xtreme



YS169 ANGUILLA



YS024 CAYMAN



YS047 WINDJAMMER



YS105 BELIZE



YS030 TOBAGO



YS009 HAVANA



YS082 SCUBA



YS081 BLIZZARD



YS077 APPLIEDORE



YS168 TORTUGA




YS101 DIABLO

## X2




AK007 MATHS




AK006 VALUE



AK005 ALGEBRA



AK015 DIVIDE



AK013 SUBTRACT



AK018 ARITHMETIC



AK008 CALCULUS



AK010 METRIC



AK001 RATIO



AK014 MULTIPLY



AK011 MEDIAN



AK017 FORMULA



## Blazer



CUZ1W NEWCASTLE



CUZ1R PLYMOUTH



CUZ1L NEWPORT



CUZ39 GOLDSMITH



CUZ32 BANBRIDGE



CUZ30 SILCOATES



CUZ62 GLENALMOND




CUZ02 ASTON




CUZ1K CAMPHILL



CUZ63 HANDCROSS




CUZ1X ST MARTIN



CUZ28 SILVERDALE

## Rivet




EGL09 MOLTEN




EGL15 FERROUS




EGL03 WIRE




EGL34 HEMLOCK



EGL14 COPPER




EGL10 SPARK




EGL05 ALLOY




EGL31 OLIVE




EGL23 QUENCH



EGL16 PRIME




EGL08 FUSE




EGL27 HAMMER




EGL01 VITREOUS



EGL24 CRUCIBLE



EGL48 DEEP SEA



EGL37 CHARCOAL

# Macflex Range

## Fabric Guide

Vinyls covering educational, commercial, leisure, public seating and hospitality. There are also specialist wipe-clean vinyls for industrial and heavy-duty use, fabrics for healthcare and similar areas that feature an antibacterial/anti-fungal treatment.

You can view the ranges and certifications at [www.macflex.com/contract-upholstery](http://www.macflex.com/contract-upholstery)

MATERIAL NAME	B1	B2	B3	B4	B5	B6	COMPOSITION	RATING
Alvor	•						PVC 90% Cotton 5% Polyester 5%	CRIB 5
Oporto	•						90% PVC 10% Polycotton	BS 5820 0 + 1
Tavira	•						Not Specified	BS 5852 0 + 1
Delta		•					83% PVC 17% CO/PES	CRIB 5 SANIPROOFED
Estoril		•					PVC 83% PU 2% Viscose 5% PES 10%	CRIB 5 SANIPROOFED
Garbe		•					88% PVC 12% poly/cotton	CRIB 5 SANIPROOFED, UV STABLE
Portus		•					90% PVC 10% polycotton	CRIB 5 SANIPROOFED, UV STABLE
Savanna		•					90% PVC 10% polycotton	CRIB 5 SANIPROOFED
Sintra		•					90% PVC 10% polyester	CRIB 5 SANIPROOFED
Ostrich			•				1.5% PU, 70.5% PVC 2% Polyester, 26% Cotton	CRIB 5 SANIPROOFED

# Macflex

## Fabric Samples



# Astute Soft Seating Fabric Guide

## Era

A stylish, clean-cut fabric family from the international Yorkshire mill, Camira. It is highly specified in achieving outstanding resistance to rub tests and is extensively used in domestic and contract applications.

## Ultima

A cornerstone of the prestigious Christina Marrone design house these faux leather finishes have exceptional soft-touch appeal and the high wear factors of a high quality product. They are easy to wipe clean (avoiding any chemicals or soap) and have a 30% cotton content for a natural feel.

## Dolly


A richly textured, deceptively hard-wearing fabric suite with the look and feel of wool. Treated with a super stain guard finish that helps protect against stains & spills.

For free samples:

[www.camirafabrics.com/fabrics-and-samples/era](http://www.camirafabrics.com/fabrics-and-samples/era)

[www.warwick.co.uk/qualities/dolly](http://www.warwick.co.uk/qualities/dolly)

### Band 1 - Camira Era



CYCLE

EVERLASTING

FORWARD

HISTORY

PERENNIAL

PERIOD

PRESENT

PRIME

### Band 2 - Cristina Marrone Ultima



ATLANTIC

BLACK

CHALK

CHILLI

CREAM

MOCHA

TAUPE

STEEL

### Band 3 - Warwick Dolly



CITRON

EBONY

FLINT

LAGOON

WISP

MARMALADE

POPPY

DENIM





Desk: Iconic 1400 Crescent Panel End Desk (p 37)  
Chair: Driven Executive Chair (p157)

# WHAT WE OFFER

## WE HAVE WHAT YOU WANT

With quick access to our manufacturers stock, we have access to millions of pounds worth of products & components direct from the factory ready for rapid despatch throughout the UK & Europe.



## PRE-BUILD SERVICE

Not everyone wants to build a chair when delivered, no matter how easy.

Our 'Good2Go' Pre-build service means you will receive a chair that has been hand-built at our factory, quality checked and signed off ready for you to use straight away.

Get in touch for more information about this.

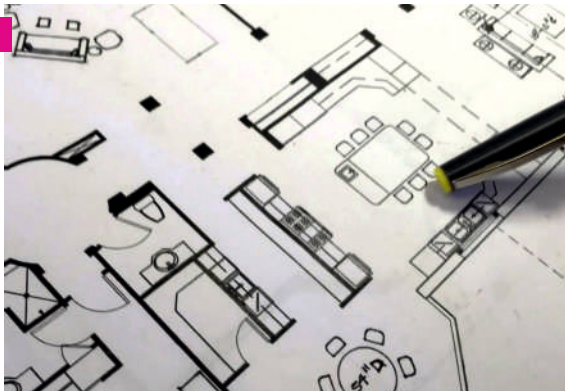


## PLANNING YOUR SPACE

If you are looking to create a larger new office space with multiple workstations let us help you with our planning service.

It will ensure you make the most efficient use of your valuable space and create a pleasant environment.

Get in touch for more information about this.



## GUARANTEED TO HELP

All our products carry a full guarantee, backed by our UK based manufacturer covering up to 5 years.

Our confidence in the quality we achieve safeguards your investment in these exceptional office interior creations.

Our products meet or exceed all standard UK and European legislation.



## DELIVERY SERVICE

Same day, Next day & Standard Delivery are available on all products, subject to stock at the time of placing any order.



## LET US TAKE THE STRAIN

From a single desk to a full office fit-out, our highly experienced delivery & installation teams deliver to any floor (subject to access), unpack, assemble and put in place; they even take away the packaging.

A turnkey service to take care of everything for you if required.

Get in touch for more information about this.



## TRY BEFORE YOU BUY

Don't risk making a mistake when investing in an excellent quality chair.

Test drive it first with our 'Sample Service'. You can have the product for up to a week to ensure it "fits" you and your requirements.

Get in touch for more information about this.



## PRE-ASSEMBLED & INSTALLATION SERVICE



All items are delivered kerb-side and majority of our desks & chairs come flat packed ready for easy self-assembly. If you would like any of your items pre-assembled or installed on site, please get in touch for costs or to discuss your requirements.





Email: [sales@eezifurniture.co.uk](mailto:sales@eezifurniture.co.uk)

Visit: [www.eezifurniture.co.uk](http://www.eezifurniture.co.uk)

**Tel: 01253 609525**

This publication does not form part of any contract. This is one of many continuous product developments and we reserve the right to alter specifications and prices without prior notice. EEZI Furniture takes no responsibility for any errors or omissions that may occur in the publication.